



# FAIRLEIGH DICKINSON UNIVERSITY

## WOMEN'S BASKETBALL

**FAIRLEIGH DICKINSON**  
(14-14, 7-10 NEC)

vs.

**SACRED HEART**  
(17-11, 11-6 NEC)

William H. Pitt Center - Fairfield, CT

Monday, February 28, 2011

7:00 pm

### ATHLETIC COMMUNICATIONS

Metropolitan Campus

1000 River Road, H-AT1-01

Teaneck, NJ 07666

201-692-2204 Voice

201-692-9361 Fax

www.fduknight.com

**TODAY'S ACTION:** The Fairleigh Dickinson women's basketball team will look to end the regular season with a win as take travel to Fairfield, Connecticut to take on Sacred Heart University. Tip-off against the Pioneers is scheduled for 7:00 pm. The game will be webcast live on North-eastConference.TV.

**THE SERIES:** The Pioneers hold the vast advantage in the all-time series. In 20 meetings since 1997, Sacred Heart has taken the win 19 times. The Pioneers have won the last 15 contests including the most recent win on January 7, 65-39.

**LAST TIME AGAINST SACRED HEART:** The Fairleigh Dickinson University women's basketball team fell to Northeast Conference opponent, Sacred Heart University, 65-39, January 7 at Stratis Arena in Hackensack, NJ. The loss ended the Knight's six game win-streak that dated back to December 6. The Knights drop to 9-5 overall and 2-1 in the NEC, while the Pioneers advance to 9-5 overall and 3-0 in the conference.

Sacred Heart came out strong, winning the tip-off and never looking back. After jumping to a 7-0 lead in the first four minutes, the Pioneers held the Knights scoreless for eight minutes. Sacred

### Fairleigh Dickinson 2010-11 Women's Basketball Schedule/Results

Nov 13	at Princeton	L, 78-37
Nov 16	at Columbia	W, 61-50
<b>Nov 20</b>	<b>Army</b>	W, 52-43
<b>Nov 23</b>	<b>Fordham</b>	L, 62-56
<b>Nov 29</b>	<b>Rider</b>	W, 77-50
Dec 02	at Stony Brook	L, 68-51
Dec 04	at Lafayette	L, 37-51
Dec 06	at Yale	W, 59-57
<b>Dec 09</b>	<b>Bryant*</b>	W, 58-48
Dec 12	at Saint Peter's	W, 69-63
<b>Dec 22</b>	<b>CCSU*</b>	W, 51-46
Dec 30	at Howard	W, 45-44
<b>Jan 03</b>	<b>NJIT</b>	W, 59-41
<b>Jan 07</b>	<b>Sacred Heart*</b>	L, 65-39
<b>Jan 10</b>	<b>Quinnipiac*</b>	W, 55-52
Jan 15	at SFPA*	L, 73-70
Jan 17	at Robert Morris*	L, 67-53
Jan 22	at CCSU *	L, 57-29
Jan 24	at Bryant *	L, 62-58
<b>Jan 29</b>	<b>SFNY*</b>	W, 69-49
<b>Jan 31</b>	<b>Long Island*</b>	L, 68-49
<b>Feb 05</b>	<b>at Mt St. Mary's*</b>	L, 83-76
Feb 07	at Wagner *	W, 83-71
<b>Feb 12</b>	<b>Monmouth *</b>	L, 54-39
Feb 14	at Monmouth *	L, 48-67
<b>Feb 19</b>	<b>SFPA*</b>	W, 62-58
<b>Feb 21</b>	<b>Robert Morris*</b>	W, 79-76
Feb 26	at Quinnipiac*	L, 56-75
<b>Feb 28</b>	<b>at Sacred Heart*</b>	<b>7:00 pm</b>

#### Home Contests in Bold

Northeast Conference Contests\*

### Probable Starters

#	Name	Cl.	Pos	Ht	2010-11 Averages	v. Quinnipiac
12	Mariyah Laury	JR	G	5-7	15.9 ppg, 2.4 rpg	15 pts, 4 steals
15	Esther Wallace	JR	C	6-2	5.0 ppg, 6.7 rpg	8 pts, 4 rebs
23	Jordan Sykes	R-SR	G	5-9	5.1 ppg, 4.3 rpg	7 pts, 3 rebs
22	Alyssa Mayrose	SR	G/F	5-10	9.8 ppg, 5.7 rpg	2 pts, 2 rebs
30	Danielle Pankey	FR	G/F	5-11	8.8 ppg, 4.4 rpg	12 pts, 3 rebs

### Off the Bench

#	Name	Cl.	Pos	Ht	2010-11 Averages	v. Quinnipiac
5	Jasmyra Saunders	JR	G	5-6	7.2 ppg, 3.3 rpg	5 pts, 17 mins
11	Desiree Crawford	FR	F	5-11	1.3 ppg, 2.7 reb	6 pts, 15 mins
14	Amy Longo	JR	F	5-11	1.7 ppg, 2.3 rpg	-----
20	Tara Kelly	SR	C	6-3	1.3 ppg, 1.2 rpg	2 rebs, 12 mins
21	Jenna Kowal	SR	G	5-9	1.6 ppg, 1.5 rpg	3 rebs, 7 mins
24	Erica McKeithan	JR	C/F	6-1	1.0 ppg, 1.8 rpg	2 blocks, 6 mins
32	Alannah Driscoll-Sbar	SO	G/F	5-11	3.2 ppg, 2.3 rpg	-----
33	Alexa Johnson	JR	F	6-0	0.2 ppg, 0.4 rpg	-----
45	Kayla Killian	SR	F	6-0	1.3 ppg, 1.1 rpg	1 reb, 10 mins

Heart sparked a 17-point run midway through the half to extend their lead to 26-6 with 4:33 remaining.

Freshman Desiree Crawford (Aurora, ON/Cardinal Carter Catholic) ended the Knights' draught with a good jump-shot with 4:12 to go in the game. Junior Jasmyra Saunders (Trenton, NJ/Trenton Catholic) forced an SHU turnover in what looked to be a game-changing play.

Amy Longo (Pittsburgh, PA/North Catholic) sank a three-pointer with three minutes remaining to bring the Knight's total to 11 points but it would not be enough to catch the Pioneers.

The Knights went into the break trailing 32-15.

Fairleigh Dickinson traded points in the first minutes of the second half, elevating the pace of the game. With 10:55 to go in the game, Sacred Heart sophomore Morgan Merriman hit a jump-shot to extend the Pioneer's lead to 21 points and spark another Sacred Heart run.

The Pioneers extended their lead to 30 points with 6:21 left in the game with help from 10 points from Merriman and 15 from junior Callan Taylor. Taylor added 10 rebounds to her stat line to record her fifth double-double of the season.

The Knights struggled from the field as they shot only 24.0 percent, including 4-of-12 from three-point range. FDU was also out-rebounded 43-39.

FDU was led by Saunders who had nine points and three rebounds. Junior Mariyah Laury (Orange, NJ/Orange) added eight points and a season-high five rebounds. Laury also had an assist and a season-high four steals.

**THE PIONEER SIDE LINE:** Ed Swanson took the reins of the Sacred Heart University women's basketball program in 1990 and has built the Pioneers into one of the top teams in the Northeast Conference and throughout the Northeast. Swanson's career has seen the veteran coach eclipse the 300 career victories mark en route to a pair of NEC Championships as well as earning him the honor of being inducted into the New England Basketball Hall of Fame in 2009.

Beginning his 21st season on the Sacred Heart

## General

Location:.....Teaneck, NJ  
Founded:.....1942  
Enrollment:.....6,051 (Metropolitan Campus)  
Nickname:.....Knights  
Colors:.....Burgundy and Blue  
Arena:.....Stratis Arena at the Rothman Center  
Capacity:.....2,000  
Affiliation:.....NCAA Division I  
Conference:.....Northeast (NEC)  
President:.....Dr. J. Michael Adams  
University Provost:.....Dr. Joseph Kiernan  
Campus Provost:.....Dr. Robert Greenfield  
NCAA Faculty Athletic Representative:.....Richard Panicucci  
Director of Athletics:.....David A. Langford  
Senior Associate Athletics Director/  
Senior Women's Administrator:.....Ann Gulino  
Associate Director of Athletics/  
Compliance.....Rita Babikian-Andrini  
Director of University Athletic  
Development/Marketing:.....Sean Morrison  
Director of Sports Medicine.....Cathy Liggett  
Director for Athletic Communications:.....Chris Strauch  
Director for Academics:.....Jennifer Quirk  
Business Manager:.....Lynne Miles  
Administrative Assistant:.....Lorraine Fecanin  
Athletics Phone:.....201-692-2208  
Athletics Fax:.....201-692-9361  
Ticket Office Phone:.....201-692-2172

## Women's Basketball Information

Head Coach:.....Peter Cinella  
Record at Fairleigh Dickinson/Years:.....32-57/3 yrs  
Career Record:.....323-187/16 yrs  
Women's Basketball Office Phone:.....201-692-9626  
Assistant Coaches:.....Millette Green, 1st season  
Mercedes Walker, 1st season  
Graduate Assistant Coach:.....Jennifer Walkling, 1st season  
Athletic Trainer:.....Stephanie Kowell  
2009-10 Overall Record:.....9-20  
2000-10 NEC Record/Finish:.....5-13/11th  
Starters Returning/Lost:.....5/0  
Letterwinners Returning/Lost:.....13/0  
Newcomers:.....1  
First season of varsity basketball:.....1977

## Athletic Communications

Women's Basketball Contact:.....Jamie Church  
Email:.....jchurch@student.fdu.edu  
Office Phone:.....201-692-2204  
Office Fax:.....201-692-9361  
Athletics Website:.....www.fduknight.com  
Mailing address:.....1000 River Road, H-AT1-01  
Teaneck, NJ 07666

bench, Swanson has built the Pioneers into one of the top-teams year in and year out in the NEC. In the 2008-09 season he led SHU to a perfect run through the league and the program's second conference title in four years. The 2008-09 run for the Pioneers marked just the third perfect 18-0 mark in NEC history and earned Swanson his third NEC Coach of the Year award.

Over the past 15 seasons, the Pioneers have

posted at least a .500 record or better under Swanson, a streak that has included five 20 win seasons. The magical run in '09-10 included a pair of coaching milestones as Swanson moved past former Mount St. Mary's head coach Bill Sheahan (124) in all-time Northeast Conference wins at 150 and counting while also eclipsing the 300 win plateau in career victories.

In their 11 years in the Northeast Conference, Swanson's Pioneers have never missed the play-offs and have never finished lower than third in the final league standings. He has guided Sacred Heart to a 215-113 record since joining the Division I ranks in 1999-00. After a 0-5 start to the 2008-09 season, Swanson's Pioneers got their season on track and finished the year with 25-8 record including 21-straight wins, a school record and mark that ranked second in the country. After a perfect run through the NEC schedule, the Pioneers finished off their amazing season by capturing their second league title and trip to the NCAA Tournament in the last four years.

The 2005-06 season was another fantastic run for Swanson and his program as the Pioneers made their first-ever NCAA Tournament appearance after capturing the NEC Championship in just their seventh season at the Division I level. Swanson led the Pioneers to a school record 26-5 record along with a then record mark of 16 NEC wins while he himself earned his 250th career victory. He has guided the Pioneers to five 20 win seasons including four in the last six years. Swanson's Pioneers enter this season riding a streak of nine-straight winning seasons and eight-straight seasons with at least 18.

Under his leadership, the Pioneers have become one of the toughest teams on their home court, the William H. Pitt Center. Since the opening of the Pitt Center in 1997, his Sacred Heart teams have won 82% (147-32) of their home games including a perfect 15-0 in 2005-06 and 14-0 in 2003-04. Between 2002 and 2004, the Pioneers put together a string of 19-straight regular season wins at home in the Pitt Center. Their .821 winning percentage at home ranks the Pitt Center nationally as one of the toughest arenas for visiting teams to earn a win.

Since joining the Northeast Conference in 1999-00, the Pioneers have had a pair of Northeast Conference Player of the Year and three NEC Rookie

of the Year award winners. In 2008-09 Alisa Apo became just the second player in conference history to win the league's top-player award after earning the rookie of the year award the previous season. SHU center Kaitlin Sowinski joined former Pioneer Amanda Pape with back-to-back All-NEC first team awards. Apo became a member of that club with her performance in 2009-10 claiming her another All-NEC first team selection. Pape, the program's all-time leading scorer, was named both the NEC's Player and Rookie of the Year while leading the Pioneers to their first-ever league title. Apo, Pape and Nicolle Rubino all earned Rookie of the Year honors under Swanson's guidance.

Swanson has elevated the program to its current high state through a combination of shrewd recruiting, coaching acumen, fine assistant coaches and players who understand the team concept. The evidence is there for all to see. In the past 15 seasons,



**Captains Mariyah Laury, Jordan Sykes and Jasmyra Saunders**

the Pioneers have assembled a 307-159 (.656) record, but they have been even more formidable against conference opponents during that span, with a 218-69 (.759) mark.

After directing the Pioneers to a 20-7 record — the program's first 20-win season — in 1995-96, Swanson was voted Coach of the Year in the New England Collegiate Conference (NECC) and the Women's Basketball Coaches Association's (WBCA) District I. He was runner-up for NEC Coach of the Year in 1999-2000, when Sacred Heart's inaugural Division I team produced a 14-14 record and tied for third (11-7) during the conference's regular season.

Basketball has always been an integral part of Swanson's life. From his days as a two-time captain at Kolbe Cathedral High School in Bridgeport, to the transition of elevating the Pioneers to the Division I level, to directing his two-week long NIKE Girls Basketball Camp at Sacred Heart each summer, Swanson has demonstrated a passion for the game exceeded by few.

He earned a bachelor's degree in business from Sacred Heart in 1989. He joined Dave Bike's men's coaching staff that year, and, after becoming head coach of the Pioneer women's program in 1990, did double duty for three seasons before becoming the University's first full-time women's coach in 1993.

Immediately prior to Swanson's arrival, the Sacred Heart women's team had a 4-21 record. Under his guidance, the climb to Division II respectability was accomplished within three seasons, from 8-19 to 11-16 and, in 1992-93, to 16-13 — the program's

first winning record in 11 seasons.

A basketball aficionado the year round, Swanson spends a good portion of each summer coaching and lecturing at camps and attending AAU tournaments in several states, in addition to running his aforementioned NIKE Girls Basketball Camp.

Swanson, his wife Marion and two sons Connor and Matthew reside in Shelton, CT.

**NEC UPDATE:** The Knights fell to Quinnipiac on Saturday, February 26, 56-75, but were met with good news as Mount St. Mary's and Wagner both fell Saturday night. With the losses from MSM and Wagner, the Knights secured the eighth place ranking in the Northeast Conference and a trip to the NEC Tournament.

Sacred Heart comes into the game with a 17-11 record on the season including 11 wins and six losses in conference. The Pioneers are currently tied for third with Long Island, Robert Morris and Quinnipiac.

SHU most recently fell to Monmouth University, 54-59, on Saturday.

**LAST TIME OUT:** The Fairleigh Dickinson women's basketball team dropped a key Northeast Conference road game Saturday afternoon at Quinnipiac, 75-56, at the TD Bank Sports Center in Hamden, CT. A victory by the Knights would have clinched a playoff spot in the conference tournament. However, FDU is still alive for the final playoff spot with either a loss by Mount St. Mary's or a win in its next game. With the victory, the Bobcats improve to 14-14 (11-6 NEC) on the season, while the Knights fall to 14-14 (7-10 NEC) overall.

Junior Mariyah Laury led the Knights with 15 points and a game-high four steals. Freshman Danielle Pankey added 12 points for FDU.

The difference in the game was rebounding as the Bobcats crushed the Knights on the glass, 54-29, including 16 on the offensive glass that led to 14 second chance points. Also, the Knights only shot 27.8 percent (15-of-54) from the floor and only 2-of-13 from three-point range, while the Bobcats shot 40 percent (24-of-60). FDU also forced 22 Bobcat turnovers but only scored 13 points off the miscues.

In the first half, the Knights took an early 7-6 lead on

## AROUND THE NEC

2/28	The Mount @ SFPA	7:00 pm
	<b>FDU @ Sacred Heart</b>	<b>7:00 pm</b>
	CCSU @ SFNY	7:00 pm
	Bryant @ Long Island	7:00 pm
	Wagner @ Robert Morris	7:00 pm
	Monmouth @ Quinnipiac	7:00 pm

freshman Desiree Crawford's layup. The Bobcats then answered with a 15-6 run to go up 22-13 with 9:29 remaining in the first half.

FDU was able to fight back as senior Jordan Sykes' scoop-shot layup cut the lead to 30-28 with 2:04 to go before halftime.

The Knights were able to head into the break down only three, 33-30.

The second half was a different story. After a pair of Laury free throws cut the lead to one to open the second half, but Quinnipiac went on a 17-5 spurt to take a 50-35 lead with 14:11 to go in the contest.

FDU once again fought back as junior Jenna Kowal found Laury in transition for a trey ball to cut the lead to nine at 51-42.

After a Bobcats' bucket, Pankey scored on a layup to reduce the deficit to 53-44 with 10:17 to go in the game, but that was the closest the Knights would come as Quinnipiac pulled away for a 75-56 victory.

**LUCKY 13:** The win over the Colonials of Robert Morris was the 13th meeting since the Knights last won.

**CLOSE CALLS:** The Knights are 6-3 in games decided by five points or less this season. Most recently, the Knights defeated Robert Morris, 79-76.

**PLAYER OF THE WEEK:** Junior Mariyah Laury was named the Choice Hotels/NEC Player of the Week for the third time during the week of February 21.

**NATIONALLY RANKED:** Junior Esther Wallace is currently ranked eighth in blocked shots per game (3.2) among all NCAA Division I women's basketball players.

**BREAKING RECORDS:** Mariyah Laury's 38 points at Wagner on Monday, February 5 broke several records. It was a career-high for laury, a Spiro Sports Center single-game record for both men and women, an FDU women's basketball program record, and the highest point total by a Northeast Conference women's player since the 2007-08 season.

**JOINING THE CLUB:** Senior Alyssa Mayrose joined the 1,000 point club after scoring 10 points at Wagner on February 5. Mayrose currently ranks 15th on the all-time scoring list at FDU and will continue to climb in during the remainder of he season.

**NEW YORK, NEW YORK:** FDU is 3-3 in games against New York City Schools.

**GARDEN STATE MATCH-UPS:** The Knights are 3-3 against schools from New Jersey.

#### KNIGHT'S RECORD WHEN...

At home.....	9-4
On the road.....	5-10
Neutral location.....	
Lead at the half.....	10-2
Trail at the half.....	3-12
Tied at the half.....	1-0
Lead with 5:00 left.....	11-1
Trail with 5:00 left.....	2-13
Tied with 5:00 left.....	1-0
In overtime.....	0-1
Out-rebound opponent.....	8-3
Out-rebounded by opponent.....	5-12
Rebounds tied.....	1-0
Shoot 50% FG or higher.....	1-1
Shoot 40-49% FG.....	6-1
Shoot under 40% FG.....	7-12
Opponent shoots 50% FG or higher.....	
Opponent shoots 40-49% FG.....	2-8
Opponent shoots under 40% FG.....	12-6
Shoot better than opponent.....	12-4
Shoot lower than opponent.....	2-10
Shoot same as opponent.....	
Commit less turnovers than opponent.....	6-2
Commit more turnovers than opponent.....	7-11
Commit same number of TO as opp.....	1-1
Score 70 points or more.....	3-2
Score 60-69 points.....	4-0
Score 50-59 points.....	6-6
Score 40-49 points.....	1-2
Score under 40 points.....	0-4
Allow 70 points or more.....	2-4
Allow 60-69 points.....	1-7
Allow 50-59 points.....	2-3
Allow 40-49 points.....	5-0
Allow under 40 points.....	4-0
In games decided by 5 points or less.....	6-3
Games decided by 6-10 points.....	3-2
Games decided by 11-19 points.....	3-6
Games decided by 20+ points.....	2-3
More bench points than opp.....	8-5
Less bench points than opp.....	6-9
In November.....	3-2
In December.....	5-2
In January.....	3-6
In February.....	3-4
On Monday.....	6-4
On Tuesday.....	1-1
On Wednesday.....	1-0
On Thursday.....	2-1
On Friday.....	0-1
On Saturday.....	3-7
On Sunday.....	1-0
Day Games (Before and at 5pm).....	5-7
Night Games.....	9-7
WFDU Radio Games.....	3-1
TV Games.....	0-1

**HIGH SCORER:** Mariyah Laury has recorded 21 double-digit scoring games including eight 20+ point games.

**GOOD TO BE HOME:** The Knights excel at Stratis Arena. They are 9-4 at home this season while holding a 7-9 record on the road.

**CLIMBING HIGHER:** Junior Mariyah Laury joined hit the 1,000 point mark in the November 23 game against Fordham University. Laury currently sits at sixth on the all-time scoring list with 1,373 points.

**SCORING BIG:** The Knights have scored an average of 80 points in their last two games, more than 20 points higher than their season average.

**ON THE AIR:** The Knights are now 3-1 in games broadcast by WFDU radio.

**WHAT THE SCORE DIDN'T SHOW:** In Saturday's loss to Mount St. Mary's, the Knights were on fire from the field. In the first half they went 17-for-25 including 5-for-6 from three-point range for a field-goal percentage 68 percent. The Knights went 12-for-32 in the second half to bring their total to 50.9 percent in the game. MSM shot 47.9 percent overall. The Knights also out-rebounded the Mount, 30-29. The difference in score came from the free-throw line. Although both team shot between 70 and 75 percent from the line, MSM went to the line 42 times in 40 minutes of play. The 30 made free-throws trumped the Knights' 9-of-12 to give them the win.

**HOSTING BROOKLYN:** The Knights game



Seniors Jordan Sykes, Kayla Killian, Tara Kelly and Alyssa Mayrose

against LIU was the second consecutive game in which FDU hosts a team from Brooklyn. FDU split the weekend series with Brooklyn teams.

**SNAPPING THE STREAK:** FDU's win over St. Francis NY on January 29 snapped a four game losing streak. The Knights lost all four games on the road but won when they returned to the Rothman Center.

**WALLACE ON D:** Junior Esther Wallace grabbed a career-high 13 rebounds against St. Francis NY on the 29th. She is currently averaging 6.8 rebounds per game. Wallace also recorded six blocks in the SFNY game.

**COMEBACK WEEKEND:** In the Keystone State road trip, the Knights found themselves down early against both St. Francis PA and Robert Morris. At SFPA the Knights were down 17 points with just over three minutes to play in regulation. After tying the game with a three-pointer at the buzzer the Knights fell 73-70 in overtime. Against RMU the Knights were down 31 points at half-time, 42-11. With help from a new lineup, FDU outscored the Colonials 42-25 in the second half. Although the second half surge was not enough, the team proved the game was not over at the half and played with heart and passion through the final minute.

**RPI RANKINGS:** As of January 22, In RPI rankings the Northeast Conference is led by Sacred Heart who ranks 101 in a field of 343 Division I institutions. St. Francis PA ranks 105th while Robert Morris and Monmouth come in at 139 and 140, respectively. Long Island ranks 200th while Central CT State is 202. FDU has moved from 236 to 211 ranking ahead of Quinnipiac (233), Wagner (271), Mount St. Mary's (305), Bryant (319) and St. Francis NY (340).

**SECOND HALF STARTERS:** Against Robert Morris, Coach Cinella went with a completely new lineup to start the second half. Traditional starters Esther Wallace and Danielle Pankey were joined by Amy Longo, Alyssa Mayrose and Jenna Kowal on the floor. The group helped FDU outscore RMU 42-25 in the second half.

**MAYROSE BLOSSOMS:** Alyssa Mayrose is currently on the rebound from a knee injury but its hard to tell when she's on the court. Mayrose had two of her best performances of the season

last weekend, scoring 16 points against SFPA and 20 against RMU.

**OFF THE BENCH:** The FDU bench outscored their opponents' bench, 49-20 in the Pennsylvania roadtrip.

**USING WHAT WORKS:** Head Coach Pete Cinella went back to a lineup that proved successful early in the season during the Quinnipiac and SFPA games. Laury, Pankey, Wallace, Saunders and Crawford picked up their third win together but lost in overtime at SFPA.

**A LATE SURGE:** The Knights were down 17 points with only six minutes remaining at St. Francis PA. FDU came back to tie the game at the end of regulation but eventually fell in OT.

**NOT ENOUGH:** Although the Knights made a season-high 26 field goals at St. Francis PA, the Knights fell to the Red Flash.

**HOT OFF THE GLASS:** The Knights had a season-high 45 rebounds in consecutive games against Quinnipiac and SFPA.

**GRAND THEFT LAURY:** Mariyah Laury picked up a career-high five steals against Quinnipiac.

**THE DYNAMIC DUO:** Laury and Pankey combined for 30 of the team's 55 points against Quinnipiac. The duo leads the team in scoring with 15.5 and 8.3 respectively.

**OPPONENTS COME UP SHORT FROM THREE POINT RANGE:** The Knights held Quinnipiac to just three-for-eighteen or 16.7 percent from beyond the arc in Monday's game.

**TAKING ADVANTAGE:** FDU scored 16 points off Quinnipiac's 21 turnovers on Jan. 10.

**BIG NEWS:** As published Friday, January 9 by the National Collegiate Athletic Association (NCAA), the Fairleigh Dickinson University women's basketball team currently ranks second in Three-Point Field Goal Percentage.

In a field of 333 teams, the Knights have remained in the top five in this category for over a week.

The Knights have allowed opponents to go only 45-for-208 from beyond the arc in 14 games for a

nation-leading 21.6 percent.

FDU has also maintained their ranking in Field-Goal Percentage Defense, at 10th in the nation. The Knights have recorded a 32.8 defensive scoring percentage in 14 games by allowing opponents to shoot a mere 269-for-819. The Knights sit behind Baylor, Syracuse, North Carolina, OK St., West Virginia, UCONN, and Iowa St. in this category.

In overall Scoring Defense, the Knights currently rank 32nd in the field of 333 teams. The ranking ties them with Wyoming who has also held opponents to 54.7 points per game.

Fairleigh Dickinson and AP Top 25/ESPN USA Today Coaches Poll #1 Baylor are the only two schools ranked among the top 10 in both field-goal percentage categories.

In 14 games, FDU opponents scored 766 points to rank first in the Northeast Conference Scoring Defense with an average of 54.7 points per game. The Knights have allowed one point less than second-ranked Monmouth.

The Knights have allowed opponents to go just 269-for-819 from the field for 32.8 percent on the season, ranking them first in Field Goal Percentage Defense in the NEC.

**STREAK HALTED:** The Knights' six game win streak ended in the loss to Sacred Heart on January 7th. The successful run was the best streak in program history since the 1992-93 season.

**WIN SOME LOSE SOME:** The line-up of Driscoll-Sbar, Laury, McKeithan, Pankey and Wallace has started five of the Knight's games this season together. The group won four consecutive games together before losing to Sacred Heart.

**HOT STREAK:** The Knights' six-game win streak was the longest since the 1992-93 season.

**NON-CONFERENCE CONTESTS:** The Knights went 6-4 in non Northeast Conference games this season.

**WALLACE IS ALL OVER THE PLACE:** Junior Esther Wallace recorded her first two made three-pointers in games against CCSU and NJIT. Wallace also recorded a career-high 10 rebounds

this season and has been a consistent presence in the paint.

**PERFECT FROM THE LINE:** In the game at Howard University on 12/30 the Knights shot 100% from the free-throw line going 10-10.

**DECEMBER:** FDU went 5-2 between December 1 and 30, 2010.

**DOWN, BUT NOT OUT:** The Knights recorded their first win when trailing at the half and with 5:00 remaining against St. Peter's on Sunday, Dec. 12. The Knights came back from a ten-point deficit to defeat the Peahens, 69-63.

**BACK-TO-BACK-BULLDOG BEATINGS:** The Knights grabbed a set of back-to-back wins, facing two teams with the same mascot. Yale and Bryant both are represented by a Bulldog and both fell to the Knights in the beginning of December.

**REWRITING HISTORY:** The win against Bryant marked the Knights' first win in their conference

opener since 2002 when they defeated Saint Francis NY, 82-54, under Head Coach Sandy Gaglioti.

**ANOTHER HISTORY LESSON:** The 5-4 record was the best the Knights saw since the 2001-02 season when FDU went 5-3 to start.

**RECORD BREAKING DAY:** Against Bryant the Knights had several career-high performances. Amy Longo scored a career-high nine points, Mariyah Laury dished out seven assists, Esther Wallace swatted seven blocks.

**STARTING CONFERENCE PLAY ON TOP:** The Knights recorded season-highs in team rebounds (44), total assists (13) and total blocks (10) against Bryant on December 9.

**THE CONSTITUTION STATE:** The Knights are 3-2 in games against teams from Connecticut.

**ANOTHER IVY LEAGUE ENCOUNTER:** Yale was the Knights' third Ivy League opponent, the Knights are 2-1 against the Ancient Eight.

**NEED TO GET UP:** The Knights are 5-10 when out-rebounded by their opponents and 8-3 when they grab more boards than their competitor.

**ACROSS THE GAP:** The Knights played their first of three games in Pennsylvania against Lafayette on December 4. The Knights are 2-3 against Keystone State opponents.

**BOARDS GALORE:** Although FDU was out-rebounded by Stony Brook, they grabbed more rebounds on 12/2 than in any game so far (43).

**ROOKIE OF THE WEEK, AGAIN:** Danielle Pankey was named the Choice Hotels/NEC Rookie of the Week for two consecutive weeks.

**EVERYONE'S IN:** The Knights saw points from 11 different players in the win versus Rider.

**SHE'S BACK:** Alyssa Mayrose was out for the first four games after a pre-season injury. She returned to play against Rider, scoring 18 points and grabbing 5 rebounds in only 14 minutes.

**FROM THE LINE:** Mariyah Laury went 9-for-9 from the free-throw line against Rider.

**ONE THOUSAND:** Junior Mariyah Laury scored

### LAST TIME BY THE KNIGHTS...

#### 100 points

118 vs. Long Island (12/14/85)

#### 90 points

90 vs. Central Connecticut (2/7/04)

#### Field Goals Attempted

87 vs. Long Island (12/14/85)

#### Field Goals Made

51 vs. Long Island (12/14/85)

#### Three-Point Field Goals Attempted

27 vs. at Syracuse (11/13/09)

#### Free Throws Made

32 vs. Howard (1/16/09)

#### Free Throws Attempted

40 vs. Columbia (11/19/05)

39 vs. Monmouth (1/28/04)

38 vs. Marist (2/1/82)

38 at Mt. St. Mary's (1/5/02)

38 vs. SFNY (2/18/04)

#### Largest Victory Margin

91 vs. Caldwell, 110-19 (1978)

#### Largest Defeat Margin

59 vs. Rutgers, 116-57 (1980)

59 vs. Mississippi, 105-46 (12/30/01)

her 1,000th point on a free-throw in first half of the game versus Fordham on November 23.

**A WIN OVER WEST POINT:** The win over Army brings the series record to 7-8. This marks the first win for the Knights since 1980.

**RALLY TO WIN:** At Yale, the Bulldogs took the lead 5 minutes into the game, leading by as much as eight points before the Knights put their game in gear. FDU rallied to take the lead right before half-time and maintained the lead through the second half, winning 59-57.

**CONFERENCE ACCOLADE SWEEP:** Mariyah Laury was named the Choice Hotels/NEC Player of the Week and Danielle Pankey was named the Choice Hotels/NEC Rookie of the Week, both for the week ending November 21.

**AN IVY LEAGUE START:** The Knights began their season with two Ivy League road games. At Princeton the Knights fell 78-37 but while at Columbia the Knights evened their record with a 61-50 win.

**FOR THREE:** The Knights shot 100% from beyond the arc at Columbia.

**OFF THE BOARD:** The Knights out-rebounded Columbia, 41-36.

**ON A ROLL:** Junior Mariyah Laury scored 20 points in the first half at Columbia. Columbia totaled 21 points in the first half. Laury finished the

game with 27.

**FRESHMEN FIRED UP:** Danielle Pankey, a red-shirt freshman, and Desiree Crawford, a true freshman, started the game at Columbia. It was Crawford's first collegiate start. Pankey had 11 points and three boards while Crawford led the team with 10 rebounds and added two points.

**KAYLA'S CAREER GAME:** Senior Kayla Killian scored a career high eight points against Columbia. Killian made two consecutive three-pointers (also a career high) before nailing another field goal. Killian went 3-3 from the floor that night.

**THE STARTING FIVE:** The Knights opened their season against Princeton with a starting line-up of Mariyah Laury, Danielle Pankey, Esther Wallace, Alannah Driscoll-Sbar and Jasmyra Saunders. These five Knights combined for a total of 31 of the team's 37 points.

**FIRST STEPS:** Red-Shirt freshman Danielle Pankey started her first game as a Knight on Saturday at Princeton. She went 1-5 from the floor and 1-2 from the line for 3 points. She also snagged two rebounds.

Freshman Desiree Crawford also played in her first game with FDU. Crawford played 14 minutes and had 2 boards.

**ALL EXPERIENCE:** The Knights lost no one to

## 2010-11 NEC STANDINGS

\*As of 2/28/11

School	NEC	Pct.	Overall	Pct	Streak	Home	Away	Neutral
1. St. Francis (PA)*	13-4	.765	18-11	.621	W1	10-1	7-10	1-0
2. Monmouth*	12-5	.706	20-8	.714	W5	13-2	7-6	0-0
3. Long Island*	11-6	.647	19-9	.679	L1	9-4	10-5	0-0
Sacred Heart*	11-6	.647	17-11	.607	L1	9-4	7-6	1-1
Robert Morris*	11-6	.647	14-13	.519	W1	6-4	7-9	1-0
Quinnipiac*	11-6	.647	14-14	.500	W2	8-3	6-9	0-2
7. Central Conn. St.*	10-7	.588	17-10	.630	W1	10-2	7-7	0-1
8. Fairleigh Dickinson*	7-10	.412	14-14	.500	L1	9-4	5-10	0-0
9. Bryant	6-11	.353	9-19	.321	W1	7-6	2-12	0-1
10. Wagner	5-12	.294	12-16	.429	L1	6-7	5-9	1-0
Mount St. Mary's	5-12	.294	8-20	.286	L2	5-8	3-12	0-0
12. St. Francis (NY)	0-17	.000	2-26	.071	L17	2-12	0-14	0-0

graduation last year. Coach Cinella returns all five starters and 13 letterwinners from last year.

**LEADERSHIP:** The Knights are led by tri-captains, Mariyah Laury, Jordan Sykes and Jasmyra Saunders. The trio has a combined point per game average of 37.4.

**WHO?:** Fans of the Knights will recognize the name Jenna Strich. Jenna now goes by Jenna Kowal.

**PRESEASON NEC POLL:** The Knights were selected to finish ninth in the Northeast Conference as predicted by the preseason coaches poll.

Long Island, which came up one win short of last year's conference crown, stands as the coaches' pick to achieve NEC women's basketball supremacy in 2010-11. LIU garnered six first-place votes in the annual survey of the league's 12 head coaches, winning what was a tight race for the moniker of NEC women's basketball preseason favorite.

One of four teams to receive first-place votes, Robert Morris pulled in three top nods to claim second in the poll. Despite the lack of a first-place vote, Sacred Heart accrued enough points to take third ahead of defending NEC Tournament champion Saint Francis (PA) and its pair of No. 1 nods. Monmouth received the lone remaining top vote to fin-

ish fifth.

Nutmeg State rivals Quinnipiac and Central Connecticut wound up sixth and seventh, respectively. Set for its second season as a conference member, Bryant earned the No. 8 spot followed by Fairleigh Dickinson in ninth. Wagner was tenth in front of Mount St. Mary's in eleventh and St. Francis (NY) in twelfth.

Ashley Palmer (Oxford, PA/Oxford Area) is one of three repeat selections from the 2009-10 Preseason All-NEC Team, joining Sacred Heart senior Alisa Apo (Freehold, NJ/St. John Vianney) and Saint Francis (PA) senior Samantha Leach (Mount Sterling, OH/Miami Trace). Quinnipiac senior Courtney Kaminski (Dudley, MA/Shepherd Hill) receives the first preseason honor of her career after carrying Quinnipiac into the NEC Tournament last year. Monmouth sophomore Alysha Womack (Springfield, MA/Cardinal O'Hara), the reigning NEC Rookie of the Year, is lone underclassman of this year's group.

#### **THE PIONEERS IN THE NEC**

**\*Includes All Regular-Season Games**

##### TEAM

Scoring offense	6th
Scoring defense	4th
Scoring margin	3rd
Free throw percentage	2nd
FG percentage	4th
FG pct. defense	9th
3-pt. FG percentage	3rd
3-pt. FG pct. defense	5th
Rebounding offense	10th
Rebounding defense	3rd
Rebounding margin	10th
Blocked shots	10th
Assists	5th
Steals	4th
Turnover margin	2nd
Assist/turnover ratio	4th
Offensive rebounds	11th
Defensive rebounds	10th
3-pt. field goals made	3rd

## The Last Time By a Knight...

### 30 Points

- 38 M. Laury at Wagner (2/5/11)
- 37 C. Rodgers at LIU (1/25/86)
- 37 N. Mitchell at LIU (1/29/98)
- 33 N. Marchanka vs. Quinnipiac (3/3/01)
- 32 M. Laury vs. Central Connecticut State (1/9/10)
- 30 A. Mayrose vs. The Mount (2/7/09)

### 20 Rebounds

- 27 J. Reaves vs. Molloy (2/20/80)
- 21 C. Altamirano vs. Wagner (1/5/09)

### 10 Field Goals Made

- 16 R. Hardy vs. Monmouth (3/3/78)
- 14 M. Laury at Wagner (2/5/11)
- 12 M. Laury vs. SFPA (1/15/11)
- 12 J. Walkling vs. Sacred Heart (2/4/08)
- 12 M. Laury vs. Central Connecticut State (1/9/10)
- 11 N. Marchanka (twice)
- 11 C. Altamirano at Manhattan (11/13/06)
- 11 J. Saunders at St. Francis (PA) (2/9/08)
- 11 J. Saunders at St. Francis (PA) (1/16/10)
- 10 J. Walkling at Northern Arizona (11/23/07)
- 10 J. Walkling at Saint Francis PA (2/9/08)
- 10 S. Chang vs. CCSU (3/7/09)

### 5 Three-Point Field Goals Made

- 8 J. Mahoney vs. Rider (1/2/97)
- 6 N. Marchanka vs. Robert Morris (1/17/04)
- 5 M. Kirkland at Central Connecticut (2/26/05)
- 5 G. Coats vs. Quinnipiac (1/29/07)
- 5 C. Altamirano vs. Long Island (3/8/08)

### 5 A. Mayrose at Robert Morris (1/14/11)

### 10 Three-Point Field Goals Attempted

- 15 J. Mahoney vs. Mt. Saint Mary's (1/29/96)
- 12 N. Marchanka vs. Lafayette (11/20/01)
- 10 S. Freeman vs. UMBC (12/2/06)

### 10 Free Throws Made

- 16 J. Kozlowski at Monmouth (1/28/04)
- 14 K. Suckow at St. Francis PA (1/30/06)
- 14 A. Mayrose vs. The Mount (2/7/09)
- 13 C. Rodgers vs. Queens (1986)
- 13 R. Shabazz at Wagner (1/26/91)
- 13 J. Walkling vs. Quinnipiac (2/2/08)
- 12 M. Laury at Fordham (11/24/09)
- 12 M. Laury at Bryant (1/24/11)
- 11 M. Laury vs. Howard (11/18/09)
- 11 J. Sykes vs. Howard (11/18/09)
- 10 C. Altamirano at Wagner (3/3/08)

### 10 D. Pankey at St. Peter's (12/12/10)

### 20 Free Throws Attempted

- 20 J. Kozlowski (1/28/04)

### 10 Assists

- 17 K. Dressel vs. SFNY (1/9/88)
- 11 N. Marchanka at Wagner (1/4/04)
- 10 N. Marchanka vs. Quinnipiac (2/9/04)
- 10 G. Coats vs. NJIT (12/12/06)

### 5 Blocks

- 8 T. Staten at Wagner (2/20/95)
- 7 E. Wallace vs. Bryant (12/9/10)
- 6 E. Wallace vs. St. Francis NY (1/29/11)
- 6 M. Walker vs. Columbia (11/19/05)
- 6 M. Walker vs. St. Francis NY (1/20/06)
- 5 M. Walker at NJIT (11/17/07)
- 5 M. Walker vs. Vermont (11/24/07)
- 6 T. Kelly at Saint Peter's (11/30/08)
- 5 E. Wallace at Monmouth (2/6/10)
- 5 E. Wallace at Long Island (2/18/10)
- 6 E. Wallace at Stony Brook (12/2/10)
- 5 E. Wallace at Lafayette (12/4/10)

### 5 Steals

- 9 F. Griffin at SFNY (1/21/92)
- 7 M. Kirkland vs. Long Island (2/4/06)
- 7 C. Altamirano vs. Saint Francis PA (1/19/07)
- 7 J. Sykes vs. CCSU (2/17/07)
- 7 S. Freeman at NJIT (11/17/07)
- 7 J. Saunders vs. St. Francis NY (1/12/08)
- 7 J. Sykes vs. Lafayette (12/9/09)
- 6 J. Saunders vs. Saint Peter's (12/12/09)
- 6 M. Laury at Bryant (1/24/11)
- 6 J. Sykes vs. Robert Morris (2/21/11)
- 5 M. Laury at Long Island (2/2/09)
- 5 J. Saunders at NJIT (1/4/10)
- 5 J. Saunders at Bryant (1/28/10)
- 5 M. Laury vs. Quinnipiac (1/10/11)
- 5 J. Saunders vs. Robert Morris (2/21/11)

## 2010-11 Highs/Lows

Points	83	at Wagner (2/5)
	29	at CCSU (1/22)
FGM	30	vs. Robert Morris (2/21)
	12	twice
FGA	70	vs. Robert Morris (2/21)
	37	at Columbia (11/16)
FG Perc.	.541 (20-37)	at Columbia (11/16)
	.211 (12-57)	at CCSU (1/22)
3PT FGM	9	at Mount St. Mary's (2/5)
	1	at Princeton (11/13)
3PT FGA	29	at Bryant (1/24)
	6	at Columbia (11/16)
3PT FG %	1.00 (6-6)	at Columbia (11/16)
	.111 (1-9)	at Princeton (11/13)
FTM	26	at Wagner (2/5)
	2	at CCSU (1/22)
FTA	33	twice
	2	at CCSU (1/22)
FT %	1.00	three times
	.500	vs. Long Island (1/31)
Rebounds	46	vs. St. Francis PA (2/19)
	29	at Quinnipiac (2/26)
Assists	16	twice
	4	twice
Steals	15	vs. Robert Morris (2/21)
	1	at Monmouth (2/14)
Blocks	10	vs. Bryant (12/9)
	1	twice
Turnovers	30	at Columbia (11/16)
	10	at Wagner (2/5)
Fouls	27	at Wagner (2/5)
	11	vs. St. Francis NY (1/29)

## 2010-11 Points off the Bench

OPPONENT	Pts.	High Reserve
at Princeton	6	Kelly, 4 pts
at Columbia	14	Killian, 8pts
Army	12	Driscoll-Sbar, 6 pts
Fordham	16	Sykes, 13 pts
Rider	40	Mayrose, 18 pts
Stony Brook	19	Mayrose, 11 pts
Lafayette	16	Mayrose, 11 pts
Yale	22	Saunders, 16 pts
Bryant	23	Mayrose, 14 pts
St. Peter's	20	Mayrose, 10 pts
Central CT State	11	Mayrose, 7 pts
Howard	24	Mayrose, 8 pts
NJIT	24	Saunders, 12 pts
Sacred Heart	22	Saunders, 9 pts
Quinnipiac	10	Kelly, 6 pts
St. Francis PA	20	Mayrose, 16 pts
Robert Morris	29	Mayrose, 20 pts
CCSU	7	Driscoll-Sbar, 3 pts
Bryant	8	Saunders, 8 pts
St. Francis NY	25	Laury, 15 pts
Long Island	13	Laury, 7 pts
Mount St. Mary's	49	Saunders, 25 pts
Wagner	4	Saunders, 4 pts
Monmouth	4	Sykes, 3 pts
Monmouth	19	Saunders/Longo, 5 pts
St. Francis PA	19	Mayrose, 17 pts
Robert Morris	31	Saunders, 12 pts
Quinnipiac	14	Saunders, 4 pts



## FAIRLEIGH DICKINSON IN THE NEC

\*Includes All Regular-Season Games

TEAM	
Scoring offense	10th
Scoring defense	5th
Scoring margin	8th
Free throw percentage	3rd
FG percentage	11th
FG pct. defense	2nd
3-pt. FG percentage	8th
3-pt. FG pct. defense	1st
Rebounding offense	6th
Rebounding defense	12th
Rebounding margin	9th
Blocked shots	1st
Assists	12th
Steals	10th
Turnover margin	8th
Assist/turnover ratio	11th
Offensive rebounds	8th
Defensive rebounds	3rd
3-pt. field goals made	8th

## 2010-11 Double-Doubles

- A. Mayrose 11 pts 10 rebs (vs. Stony Brook 12/2/10)
- A. Mayrose 14 pts 10 rebs (vs. Bryant 12/9/10)
- E. Wallace 10 pts 10 rebs (vs. Monmouth 2/12/11)

## 2010-11 By Starting Lineup

Driscoll-Sbar, Laury, Pankey, Saunders, Wallace	1-2
Crawford, Laury, Pankey, Saunders, Wallace	3-2
Laury, McKeithan, Pankey, Saunders, Wallace	1-2
Mayrose, McKeithan, Pankey, Saunders, Sykes	1-0
Driscoll-Sbar, Laury, McKeithan, Pankey, Wallace	4-1
Laury, Kowal, Mayrose, Pankey, Wallace	0-2
Kowal, Mayrose, Saunders, Pankey, Wallace	1-1
Longo, Kowal, Mayrose, Pankey, Wallace	0-1
Laury, Mayrose, Sykes, Pankey, Wallace	1-2
Laury, Saunders, Sykes, Pankey, Wallace	1-0
Kelly, Killian, Laury, Mayrose, Sykes	1-0
Killian, Laury, Pankey, Sykes, Wallace	0-1

# 2010-11 SEASON STATISTICS

Fairleigh Dickinson Season Box Score (as of Feb 21, 2011)  
All games

RECORD:	OVERALL	HOME	AWAY	NEUTRAL
ALL GAMES.....	(14-13)	(9-4)	(5-9)	(0-0)
CONFERENCE.....	(7-9)	(6-3)	(1-6)	(0-0)
NON-CONFERENCE.....	(7-4)	(3-1)	(4-3)	(0-0)

##	SUMMARY	GP-GS	Min	FG%	3PT%	FT%	R/G	A/G	STL	BLK	PTS/G
05	SAUNDERS, Jasmyra...	26-13	22.2	.338	.320	.489	3.3	1.5	32	2	7.2
11	CRAWFORD, Desiree...	22-5	13.3	.222	.000	.563	2.7	0.0	15	16	1.3
12	LAURY, Mariyah.....	27-23	30.7	.487	.418	.813	2.4	2.1	57	4	15.9
14	LONGO, Amy.....	24-1	12.8	.261	.308	.421	2.3	0.2	4	1	1.7
15	WALLACE, Esther.....	27-26	24.0	.369	.333	.622	6.7	0.6	11	73	5.0
20	KELLY, Tara.....	24-1	6.1	.333	.000	.421	1.2	0.1	4	11	1.3
23	SYKES, Jordan.....	18-6	24.4	.357	.211	.636	4.3	2.5	27	2	5.1
24	MCKEITHAN, Erica....	22-10	9.5	.281	.000	.750	1.8	0.1	5	8	1.0
30	PANKEY, Danielle....	27-26	29.9	.340	.304	.789	4.4	0.8	24	4	8.9
32	DRISCOLL-SBAR, A....	19-8	15.1	.259	.267	.875	2.3	0.3	12	2	3.2
45	KILLIAN, Kayla.....	19-1	9.5	.471	.500	.667	1.1	0.4	3	2	1.3
TM	TEAM.....	27-0	0.0	.000	.000	.000	4.5	0.0	0	0	0.0
22	MAYROSE, Alyssa....	23-10	23.1	.317	.286	.792	5.7	1.1	16	9	9.8
33	JOHNSON, Alexa.....	10-0	3.3	.000	.000	1.000	0.4	0.1	1	0	0.2
21	KOWAL, Jenna.....	12-5	11.4	.229	.158	.000	1.5	1.1	4	2	1.6
	Total.....	27		.358	.304	.707	39.0	9.1	215	136	56.9

## 2010-11 Game-By-Game Breakdown


TEAM STATISTICS	FDU	OPP
SCORING.....	1536	1608
Points per game.....	56.9	59.6
Scoring margin.....	-2.7	-
FIELD GOALS-ATT.....	533-1488	563-1599
Field goal pct.....	.358	.352
3 POINT FG-ATT.....	130-428	111-414
3-point FG pct.....	.304	.268
3-pt FG made per game.	4.8	4.1
FREE THROWS-ATT.....	340-481	371-582
Free throw pct.....	.707	.637
F-Throws made per game	12.6	13.7
REBOUNDS.....	1052	1129
Rebounds per game....	39.0	41.8
Rebounding margin.....	-2.9	-
ASSISTS.....	245	310
Assists per game.....	9.1	11.5
TURNOVERS.....	533	483
Turnovers per game....	19.7	17.9
Turnover margin.....	-1.9	-
Assist/turnover ratio.	0.5	0.6
STEALS.....	215	249
Steals per game.....	8.0	9.2
BLOCKS.....	136	82
Blocks per game.....	5.0	3.0
ATTENDANCE.....	5268	4259
Home games-Avg/Game...	13-405	14-304
Neutral site-Avg/Game.	-	0-0
SCORE BY PERIODS:	1st 2nd OT	Total
Fairleigh Dickinson.....	722 801 13	- 1536
Opponents.....	768 824 16	- 1608

Opponent	Date	Score	W/L	POINTS	REBOUNDS
PRINCETON	11/13	78-37	L	WALLACE (13)	SAUNDERS (6)
COLUMBIA	11/16	61-50	W	LAURY (27)	CRAWFORD (10)
ARMY	11/20	52-43	W	LAURY (22)	WALLACE (7)
FORDHAM	11/23	62-56	L	PANKEY (20)	CRAWFORD (6)
RIDER	11/29	77-50	W	MAYROSE (18)	SYKES/MAYROSE (5)
STONY BROOK	12/2	68-51	L	MAYROSE (11)	MAYROSE/ WALLACE (10)
LAFAYETTE	12/4	37-51	L	MAYROSE/ LAURY (11)	WALLACE (8)
YALE	12/6	59-57	W	SAUNDERS (16)	WALLACE (6)
BRYANT	12/9	58-48	W	MAYROSE (14)	MAYROSE (10)
ST. PETER'S	12/12	69-63	W	LAURY (19)	WALLACE (7)
CCSU	12/22	51-46	W	LAURY (24)	WALLACE (7)
HOWARD	12/30	45-44	W	LAURY (11)	WALLACE (10)
NJIT	1/3	59-41	W	LAURY (15)	WALLACE (10)
SACRED HEART	1/7	65-39	L	SAUNDERS (9)	4 PLAYERS (5)
QUINNIPIAC	1/10	55-52	W	LAURY (17)	PANKEY, MAYROSE (7)
ST. FRANCIS PA	1/15	73-70	L	LAURY (28)	WALLACE (10)
ROBERT MORRIS	1/17	67-53	L	MAYROSE (20)	WALLACE (8)
CCSU	1/22	57-29	L	LAURY (6)	MAYROSE (7)
BRYANT	1/24	62-58	L	LAURY (26)	MAYROSE (7)
ST. FRANCIS NY	1/29	69-49	W	PANKEY (16)	WALLACE (13)
LONG ISLAND	1/31	48-69	L	SAUNDERS (13)	WALLACE (8)
MT. ST. MARY'S	2/5	76-83	L	SAUNDERS (25)	SYKES (9)
WAGNER	2/7	83-71	W	LAURY (38)	PANKEY (7)
MONMOUTH	2/12	54-59	L	MAYROSE (14)	WALLACE (10)
MONMOUTH	2/14	48-67	L	PANKEY (10)	PANKEY (7)
ST. FRANCIS PA	2/19	62-58	W	MAYROSE (17)	WALLACE (9)
ROBERT MORRIS	2/21	79-76	W	LAURY (24)	MAYROSE (7)
QUINNIPIAC	2/26	56-75	L	LAURY (15)	SAUNDERS/ WALLACE (4)

# 2010-11 FDU WOMEN'S BASKETBALL ROSTER

No.	Name	Pos	HT	CL	Hometown / Previous School
5	Jasmyra Saunders	G	5-6	R-JR	Trenton, NJ / Trenton Catholic
11	Desiree Crawford	F	5-11	FR	Aurora, Ontario / Cardinal Carter Catholic
12	Mariyah Laury	G	5-7	JR	Orange, NJ / Orange
14	Amy Longo	F	5-11	JR	Pittsburgh, PA / North Catholic
15	Esther Wallace	C	6-2	JR	Springfield, MA / Springfield Central
20	Tara Kelly	C	6-3	SR	Long Valley, NJ / West Morris Central
21	Jenna Kowal	G	5-9	R-JR	Brick, NJ / Red Bank Catholic
22	Alyssa Mayrose	G	5-9	SR	Freehold, NJ / Freehold
23	Jordan Sykes	G	5-9	R-SR	Avalon, NJ / Holy Spirit
24	Erica McKeithan	F/C	6-1	JR	Newport News, VA / Heritage
30	Danielle Pankey	G	5-11	R-FR	Middletown, NJ / Middletown South
32	Alannah Driscoll-Sbar	G/F	6-0	SO	Northampton, MA / Northampton
33	Alexa Johnson	F	6-0	JR	Enosburg Falls, VT / Enosburg Falls
45	Kayla Killian	F	6-0	SR	Cliffwood Beach, NJ / St. John Vianney

Head Coach: Pete Cinella, fourth season  
 Assistant Coaches: Millette Green, Mercedes Walker  
 Graduate Assistant Coach: Jennifer Walking



## PRONUNCIATION GUIDE

Jasmyra Saunders	Jazz-MY-ruh
Mariyah Laury	Muh-RYE-uh
Jenna Kowal	KOW-al
Amy Longo	Lon-GO
Erica McKeithan	mick-KEETH-an
Danielle Pankey	PAN-key
Alannah Driscoll-Sbar	Drisk-SKULL SPAR
Peter Cinella	Sin-L-uh
Mercedes Walker	Mer-SAY-dees

### BY STATE:

**NEW JERSEY (9):** Childs, Kelly, Killian, Kowal, Laury, Mayrose, Pankey, Saunders, Sykes

**MASSACHUSETTS (2):** Driscoll-Sbar, Wallace

**PENNSYLVANIA (1):** Longo

**VERMONT (1):** Johnson

**VIRGINIA (1):** McKeithan

**ONTARIO (1):** Crawford

### BY CLASS:

**FRESHMEN (2):** Crawford, Pankey

**SOPHOMORES (1):** Driscoll-Sbar

**JUNIORS (7):** Saunders, Kowal, Laury, Longo, Wallace, McKeithan, Johnson


**SENIORS (4):** Kelly, Kowal, Mayrose, Killian, Sykes

### BY POSITION:

**GUARDS (6):** Saunders, Laury, Kowal, Mayrose, Sykes, Pankey

**FOWARDS (6):** Crawford, Longo, McKeithan, Driscoll-Sbar, Johnson, Killian

**CENTERS (3):** Childs, Wallace, Kelly



# MARIYAH LAURY

**JUNIOR**

**5-7 GUARD**

**Orange, NJ/Orange**

**12**

## LAURY'S SEASON STATISTICS

SEASON HIGHS IN BOLD

Opponent	MIN	FG/A	FG%	3pt/A	3pt%	FT/A	FT%	REB	PF	A	TO	BLK	STL	PT
at Princeton	31	3-8	.375	0-0	.000	0-1	.000	1	1	1	3	0	1	6
at Columbia	36	9-17	.529	1-1	1.000	8-9	.889	5	4	1	5	1	2	27
vs. Army	34	9-14	.643	2-3	.667	2-3	.667	4	2	<b>5</b>	1	<b>2</b>	3	22
vs. Fordham	35	2-14	.143	0-3	.000	9-9	1.000	1	4	0	3	0	2	13
vs. Rider	26	3-8	.375	0-2	.000	9-9	1.000	2	2	2	7	0	3	15
at Stony Brook	25	4-10	.400	0-0	.000	5-6	.833	1	2	1	5	0	2	13
at Lafayette	33	5-15	.333	1-3	.333	0-0	.000	2	1	2	5	0	1	11
at Yale	28	5-12	.417	1-1	1.000	2-6	.333	1	3	1	4	0	4	13
vs. Bryant	37	5-12	.417	1-3	.333	7-8	.875	4	2	7	6	0	3	18
@ St. Peter's	29	7-14	.500	1-2	.500	4-5	.800	1	1	1	3	0	0	19
vs. CCSU	33	9-15	.600	1-2	.500	5-5	1.000	4	0	0	7	0	2	24
at Howard	32	4-11	.364	1-4	.250	2-2	1.000	3	2	4	3	0	3	11
vs. NJIT	30	6-9	<b>.667</b>	2-4	.500	1-2	.500	5	1	3	3	0	1	15
vs. SHU	25	3-9	.333	1-1	1.000	1-2	.500	5	2	1	5	0	4	8
vs. Quinnipiac	36	6-12	.500	1-1	1.000	4-6	.667	3	<b>4</b>	2	4	0	5	17
at SFGA	<b>40</b>	12-19	.632	2-3	.667	2-2	1.000	<b>5</b>	1	4	<b>8</b>	0	4	28
at RMU	14	1-4	.250	0-1	.000	0-0	.000	1	1	0	4	1	0	2
at CCSU	30	3-7	.429	0-2	.000	0-0	.000	2	2	2	4	0	1	6
at Bryant	37	6-18	.333	2-9	.222	12-14	.857	2	1	2	3	0	<b>6</b>	26
vs. SFNY	24	6-10	.600	3-4	.750	0-0	.000	1	2	4	0	0	1	15
vs. LIU	24	3-7	.429	0-2	.000	1-2	.500	1	2	1	5	0	1	7
at MSM	30	9-12	.750	2-2	<b>1.000</b>	2-2	1.000	3	1	1	5	0	1	22
at Wagner	35	14-19	.736	2-3	.667	8-11	.727	3	2	2	4	0	1	<b>38</b>
vs. Monmouth	35	5-14	.357	0-2	.000	3-3	1.000	1	4	1	5	0	0	13
at Monmouth	25	1-2	.500	0-0	.000	0-0	.000	1	3	3	1	0	0	2
vs. SFGA	35	6-12	.500	0-2	.000	2-2	1.000	3	2	2	3	0	3	14
vs. RMU	31	9-14	.642	4-7	.571	2-3	.667	1	2	4	6	0	3	24
at Quinnipiac	31	4-10	.400	1-3	.333	6-6	<b>1.000</b>	1	3	0	3	0	4	15

## LAURY'S CAREER HIGHS

**POINTS**  
**REBOUNDS**  
**FIELD GOALS MADE**  
**FIELD GOALS ATTEMPTED**  
**3 PT FG MADE**  
**3 PT FG ATTEMPTED**

38 @ Wagner 2/5/11  
 9 @ Syracuse 11/13/09  
 14 @ Wagner 2/5/11  
 27 LIU 3/2/09  
 4 vs. Robert Morris 2/21/11  
 7 THREE TIMES

**FREE THROWS MADE**  
**FREE THROWS ATTEMPTED**  
**ASSISTS**  
**BLOCKS**  
**STEALS**  
**MINUTES**

12 @ Fordham 11/24/09  
 15 @ Fordham 11/24/09  
 7 BRYANT 12/9/10  
 2 TWICE  
 6 @ Bryant 1/24/11  
 48 WAGNER 1/5/09

## LAURY'S CAREER STATISTICS

Year	GP-GS	Min	Total		3-Point		FT-FTA		REB		AST	TO	BLK	STL	Pts	
			FG-FGA	Pct	FG-FGA	Pct	Pct	Avg	Avg	Avg						
2009-10	29-28	1038	168-425	.395	29-90	.322	145-176	.824	29-63-92	3.2	67	117	5	47	510	17.6
2008-09	30-24	1042	161-437	.368	21-79	.266	91-111	.784	24-48-72	2.4	51	94	5	39	434	14.5
<b>CAREER</b>	<b>59-52</b>	<b>2,080</b>	<b>329-862</b>	<b>.381</b>	<b>50-169</b>	<b>.294</b>	<b>236-187</b>	<b>.804</b>	<b>53-111-164</b>	<b>2.8</b>	<b>118</b>	<b>211</b>	<b>10</b>	<b>86</b>	<b>944</b>	<b>16.0</b>



# JORDAN SYKES

**R-SENIOR**

**5-9 GUARD**

**Avalon, NJ/Holy Spirit**

**23**

## SYKES' SEASON STATISTICS

SEASON HIGHS IN BOLD


Opponent	MIN	FG/A	FG%	3pt/A	3pt%	FT/A	FT%	REB	PF	A	TO	BLK	STL	PT
at Princeton	23	0-6	.000	0-3	.000	0-0	.000	4	1	2	3	0	1	0
at Columbia	21	1-2	.500	1-1	1.000	2-3	.667	3	1	1	2	0	1	5
vs. Army	22	2-9	.222	0-4	.000	0-0	.000	2	1	1	1	0	3	4
vs. Fordham	23	6-10	.600	1-4	.250	0-1	.000	1	0	3	0	0	3	13
vs. Rider	26	3-9	.333	0-1	.000	2-3	.667	5	4	4	1	0	2	8
at Stony Brook	22	2-5	.400	0-0	.000	0-1	.000	5	3	1	3	0	0	4
at Lafayette	24	2-8	.250	0-3	.000	1-2	.500	4	<b>5</b>	2	2	0	1	5
at Yale	19	1-3	.333	0-1	.000	0-0	.000	5	1	4	2	0	0	2
vs. Bryant		DNP												
@ St. Peter's		DNP												
vs. CCSU		DNP												
at Howard		DNP												
vs. NJIT		DNP												
vs. SHU		DNP												
vs. Quinnipiac		DNP												
at SFPA		DNP												
at RMU		DNP												
at CCSU	18	0-3	.000	0-1	.000	0-0	.000	0	1	0	3	0	0	0
at Bryant	9	0-1	.000	0-0	.000	0-0	.000	0	0	2	0	<b>1</b>	0	0
vs. SFNY	22	2-5	.400	0-3	.000	1-2	.500	6	0	5	2	0	2	5
vs. LIU	20	2-3	.667	1-1	1.000	0-0	.000	5	2	3	4	0	0	5
at MSM	34	0-2	.000	0-1	.000	0-0	.000	<b>9</b>	4	<b>5</b>	<b>7</b>	0	2	0
at Wagner	26	4-6	<b>.667</b>	2-2	<b>1.000</b>	4-4	<b>1.000</b>	4	3	3	1	0	1	<b>14</b>
vs. Monmouth	<b>38</b>	1-4	.250	0-1	.000	1-2	.5000	6	1	2	4	0	4	3
at Monmouth	26	2-6	.333	1-3	.333	0-0	.000	6	2	2	6	0	0	5
vs. SFPA	35	5-8	.625	2-5	.400	0-1	.000	7	4	1	3	0	1	10
vs. RMU	32	2-8	.250	0-4	.000	2-2	<b>1.000</b>	5	1	2	1	1	<b>6</b>	6
at Quinnipiac	29	1-3	.333	0-0	.000	5-6	.833	3	3	0	2	1	1	7

## SYKES' CAREER HIGHS

<b>POINTS</b>	24 THREE TIMES	<b>FREE THROWS MADE</b>	12 VS. HOWARD 11/16/09
<b>REBOUNDS</b>	10 @ LEHIGH 11/18/09	<b>FREE THROWS ATTEMPTED</b>	12 VS. HOWARD 11/16/09
<b>FIELD GOALS MADE</b>	9 MONMOUTH 2/27/07	<b>ASSISTS</b>	7 @ CCSU 1/22/07
<b>FIELD GOALS ATTEMPTED</b>	16 MONMOUTH 2/27/07	<b>BLOCKS</b>	1 TWICE
<b>3 PT FG MADE</b>	4 VS. SFPA 1/26/09	<b>STEALS</b>	7 TWICE
<b>3 PT FG ATTEMPTED</b>	7 TWICE	<b>MINUTES</b>	40 FOUR TIMES

## SYKES' CAREER STATISTICS

Year	GP-GS	Min	Total FG-EFGA	Pct	3-Point FG-EFGA	Pct	FT-FTA	Pct	Q-D-T	Avg	AST	TO	BLK	STL	Pts	Avg
2009-10	11-11	362	35-96	.356	3-24	.125	30-34	.882	3-38-41	3.7	43	30	1	17	103	9.4
2008-09	30-29	981	61-181	.337	20-61	.328	75-90	.833	8-72-80	2.7	97	105	5	44	217	7.2
2007-08	DNP															
2006-07	29-29	982	106-262	.405	27-88	.307	80-89	.899	20-77-97	3.3	90	104	3	60	319	11.0
<b>Career</b>	<b>70-69</b>	<b>2,325</b>	<b>202-539</b>	<b>.366</b>	<b>50-173</b>	<b>.253</b>	<b>185-213</b>	<b>.871</b>	<b>31-187-218</b>	<b>3.2</b>	<b>230</b>	<b>239</b>	<b>9</b>	<b>121</b>	<b>639</b>	<b>9.2</b>



# JASMYRA SAUNDERS

R-Junior

5-6 GUARD

5

Trenton, NJ/Trenton Catholic

## SAUNDER'S SEASON STATISTICS

SEASON HIGHS BOLD

Opponent	MIN	FG/A	FG%	3pt/A	3pt%	FT/A	FT%	REB	PF	A	TO	BLK	STL	PT
at Princeton	25	1-7	.143	0-2	.000	3-4	.750	6	4	0	3	0	4	5
at Columbia	23	2-6	.333	0-0	.000	2-3	.667	5	3	3	6	0	0	6
vs. Army	24	2-10	.200	1-4	.250	0-0	.000	3	2	0	2	1	0	5
vs. Fordham	22	3-10	.300	0-0	.000	0-0	.000	3	3	1	3	0	2	6
vs. Rider	20	4-8	.500	2-3	.667	2-6	.333	4	3	1	2	0	3	12
at Stony Brook	29	2-9	.222	0-4	.000	1-4	.250	3	2	2	4	0	1	5
at Lafayette	22	1-7	.143	0-1	.000	1-3	.333	6	1	1	1	0	0	3
at Yale	21	7-10	<b>.700</b>	1-1	<b>1.000</b>	1-2	.500	4	2	1	4	<b>1</b>	1	16
vs. Bryant	18	0-7	.000	0-5	.000	0-0	.000	3	1	3	3	0	1	0
@ St. Peter's	28	3-6	.500	0-0	.000	3-4	<b>.750</b>	6	2	4	4	0	1	9
vs. CCSU	13	0-4	.000	0-0	.000	0-0	.000	2	4	0	3	0	0	0
at Howard	22	2-7	.286	2-4	.500	0-0	.000	2	2	3	3	0	0	6
vs. NJIT	24	5-12	.417	1-4	.250	1-2	.500	4	1	<b>5</b>	3	0	1	12
vs. SHU	23	3-10	.300	2-4	.500	0-0	.000	3	4	0	3	0	0	9
vs. Quinnipiac	<b>31</b>	2-4	.500	1-2	.500	1-2	.500	2	4	3	4	0	1	6
at SFPA	24	2-8	.250	1-3	.333	1-2	.500	<b>6</b>	4	2	5	0	1	6
at RMU	20	0-6	.000	0-3	.000	0-0	.000	3	2	2	1	0	0	0
at CCSU	12	0-2	.000	0-0	.000	0-0	.000	1	1	0	2	0	0	0
at Bryant	25	3-11	.273	1-5	.200	1-2	.500	4	<b>5</b>	1	5	0	2	8
vs. SFNY	18	5-8	.625	1-4	.250	0-0	.000	1	1	1	2	0	4	11
vs. LIU	22	5-9	.556	3-6	.500	0-2	.000	0	2	0	2	0	1	13
at MSM	18	9-13	.692	5-7	.714	2-4	.500	1	4	1	1	0	2	<b>25</b>
at Wagner	16	1-4	.250	1-3	.500	1-2	.500	4	3	1	0	0	1	4
vs. Monmouth		DNP												
at Monmouth	28	2-10	.200	1-5	.200	0-0	.000	4	3	1	2	0	0	5
vs. SFPA	30	1-6	.166	0-0	.000	1-3	.333	4	4	2	<b>5</b>	0	1	3
vs. RMU	20	5-13	.384	0-3	.000	2-3	.667	2	1	2	1	0	<b>5</b>	12
at Quinnipiac	17	2-9	.222	1-3	.333	0-0	.000	4	5	2	1	0	3	5

## SAUNDER'S CAREER HIGHS

<b>POINTS</b>	26 @ SFPA 1/16/10	<b>FREE THROWS MADE</b>	6 @ NJIT 1/4/10
<b>REBOUNDS</b>	10 @ Army 12/2/09	<b>FREE THROWS ATTEMPTED</b>	9 @ NJIT 1/4/10
<b>FIELD GOALS MADE</b>	11 TWICE	<b>ASSISTS</b>	6 CCSU 1/9/10
<b>FIELD GOALS ATTEMPTED</b>	21 MONMOUTH 2/4/10	<b>BLOCKS</b>	1 FIVE TIMES
<b>3 PT FG MADE</b>	2 SEVEN TIMES	<b>STEALS</b>	7 SFNY 1/12/08
<b>3 PT FG ATTEMPTED</b>	6 @ Lafayette 1/8/08	<b>MINUTES</b>	35 THREE TIMES

## SAUNDER'S CAREER STATISTICS

Year	GP-GS	Min	Total FG-FGA	Pct	3-Point FG-FGA	Pct	FT-FTA	Pct	REB O-D-T	Avg	AST	TO	BLK	STL	Pts	Avg
2008-09	26-15	710	108-286	.378	12-46	.261	42-75	.560	28-75-103	4.0	41	88	2	69	270	10.4
2007-08	29-10	606	106-251	.422	10-49	.204	33-65	.508	23-55-78	2.7	35	81	3	55	255	8.8
<b>CAREER</b>	<b>55-25</b>	<b>1316</b>	<b>214-537</b>	<b>.400</b>	<b>22-95</b>	<b>.232</b>	<b>75-140</b>	<b>.534</b>	<b>51-130-181</b>	<b>3.3</b>	<b>76</b>	<b>169</b>	<b>5</b>	<b>124</b>	<b>525</b>	<b>9.6</b>

2010-11 FDU game notes



# ALYSSA MAYROSE

SENIOR

5-9 GUARD

Freehold, NJ/Freehold

22

## MAYROSE'S SEASON STATISTICS

SEASON HIGHS IN BOLD


Opponent	MIN	FG/A	FG%	3pt/A	3pt%	FT/A	FT%	REB	PF	A	TO	BLK	STL	PT
at Princeton		DNP												
at Columbia		DNP												
vs. Army		DNP												
vs. Fordham		DNP												
vs. Rider	14	6-10	<b>.600</b>	3-4	<b>.750</b>	3-3	1.000	5	1	1	2	0	0	18
at Stony Brook	22	3-9	.333	2-3	.667	3-6	.500	10	4	0	2	0	<b>3</b>	11
at Lafayette	25	4-12	.333	2-7	.286	1-2	.500	8	<b>5</b>	0	1	0	0	11
at Yale	18	1-7	.143	0-5	.000	0-0	.000	2	4	0	1	0	0	2
vs. Bryant	20	3-7	.429	2-4	.500	6-8	.750	<b>10</b>	3	2	2	0	0	14
@ St. Peter's	24	3-6	.500	1-2	.500	3-4	.750	2	2	2	2	0	0	10
vs. CCSU	26	3-10	.300	0-3	.000	1-2	.500	2	0	3	1	1	1	7
at Howard	25	2-5	.400	0-2	.000	4-4	1.000	9	4	1	4	0	2	8
vs. NJIT	20	3-8	.375	2-3	.667	0-0	.000	5	1	1	0	2	1	0
vs. SHU	19	0-5	.000	0-1	.000	0-0	.000	5	1	1	0	<b>2</b>	1	0
vs. Quinnipiac	22	1-13	.077	0-4	.000	2-3	.667	7	0	0	2	0	0	4
at SFPA	28	4-18	.222	2-7	.286	6-8	.750	5	2	0	0	1	0	16
at RMU	25	5-12	.417	5-8	.625	5-6	.833	5	3	0	2	1	0	<b>20</b>
at CCSU	19	1-9	.111	1-4	.250	2-2	1.000	7	2	0	2	0	0	5
at Bryant	29	4-13	.308	3-9	.333	3-4	.750	7	2	0	3	1	2	14
vs. SFNY	25	3-13	.231	1-4	.250	0-0	.000	3	1	2	2	0	2	7
vs. LIU	24	4-10	.400	1-4	.250	0-0	.000	7	2	<b>3</b>	2	0	0	9
at MSM	29	3-7	.428	0-3	.000	0-0	.000	3	3	2	1	0	1	6
at Wagner	27	3-8	.375	0-2	.000	4-4	1.000	4	4	1	1	0	1	10
vs. Monmouth	<b>29</b>	6-11	.545	0-4	.000	2-2	<b>1.000</b>	9	3	1	<b>8</b>	2	1	14
at Monmouth	17	2-8	.250	0-1	.000	0-0	.000	5	1	1	1	0	0	4
vs. SFPA	23	5-12	.416	1-4	.250	6-8	.750	6	2	1	3	0	1	17
vs. RMU	21	2-11	.181	0-3	.000	6-6	<b>1.000</b>	7	3	2	1	1	0	10
at Quinnipiac	17	0-5	.000	0-4	.000	2-2	<b>1.000</b>	2	1	0	1	0	0	2

## MAYROSE'S CAREER HIGHS

<b>POINTS</b>	30 THE MOUNT 2/7/09	<b>FREE THROWS MADE</b>	14 THE MOUNT 2/7/09
<b>REBOUNDS</b>	14 THE MOUNT 1/12/09	<b>FREE THROWS ATTEMPTED</b>	15 THE MOUNT 2/7/09
<b>FIELD GOALS MADE</b>	8 TWICE	<b>ASSISTS</b>	7 SFNY 1/31/09
<b>FIELD GOALS ATTEMPTED</b>	18 @ SFPA 1/15/11	<b>BLOCKS</b>	2 THREE TIMES
<b>3 PT FG MADE</b>	5 @ RMU 1/17/11	<b>STEALS</b>	4 TWICE
<b>3 PT FG ATTEMPTED</b>	8 TWICE	<b>MINUTES</b>	45 @ Monmouth 12/8/08

## MAYROSE'S CAREER STATISTICS

Year	GP-GS	Min	Total		3-Point		FT-FTA	Pct.	O-D-T	REB	AST	TO	BLK	STL	Pts	Avg.
			FG-FGA	Pct.	FG-FGA	Pct.										
2009-10	28-26	862	121-288	.420	36-111	.324	70-98	.714	43-114-157	5.6	42	69	8	27	348	12.4
2008-09	30-30	1,042	125-325	.385	38-122	.311	76-101	.752	63-149-212	7.1	79	80	6	42	364	12.1
2007-08	30-4	429	42-111	.378	14-41	.341	13-28	.464	25-60-85	2.8	24	25	3	16	111	3.7
<b>Career</b>	<b>88-60</b>	<b>2,333</b>	<b>288-724</b>	<b>.394</b>	<b>88-274</b>	<b>.325</b>	<b>159-227</b>	<b>.643</b>	<b>131-323-454</b>	<b>5.1</b>	<b>145</b>	<b>174</b>	<b>17</b>	<b>85</b>	<b>823</b>	<b>9.4</b>



# KAYLA KILLIAN

SENIOR

6-0 FORWARD

Cliffwood Beach, NJ/ St. John Vianney

45

## KILLIAN'S SEASON STATISTICS

SEASON HIGHS IN BOLD


Opponent	MIN	FG/A	FG%	3pt/A	3pt%	FT/A	FT%	REB	PF	A	TO	BLK	STL	PT
at Princeton	9	0-0	.000	0-0	.000	0-0	.000	3	0	0	2	0	1	0
at Columbia	<b>25</b>	3-3	1.000	2-2	1.000	0-0	.000	0	2	1	1	0	0	<b>8</b>
vs. Army	15	1-4	.250	0-0	.000	0-0	.000	2	3	0	1	0	0	2
vs. Fordham	14	0-0	.000	0-0	.000	0-0	.000	1	2	0	0	0	1	0
vs. Rider	11	1-1	1.000	1-1	1.000	0-0	.000	2	2	0	2	1	0	3
at Stony Brook	8	0-0	.000	0-0	.000	2-2	<b>1.000</b>	2	3	0	0	<b>1</b>	0	2
at Lafayette	13	0-1	.000	0-1	.000	0-0	.000	2	<b>3</b>	0	0	0	0	0
at Yale	11	0-0	.000	0-0	.000	0-0	.000	<b>3</b>	1	0	<b>2</b>	0	0	0
vs. Bryant	6	0-0	.000	0-0	.000	0-0	.000	1	1	0	0	0	0	0
@ St. Peter's	3	0-0	.000	0-0	.000	1-2	.500	0	1	0	0	0	0	1
vs. CCSU		DNP												
at Howard		DNP												
vs. NJIT		DNP												
vs. SHU		DNP												
vs. Quinnipiac		DNP												
at SFPA		DNP												
at RMU		DNP												
at CCSU	4	1-1	1.000	0-0	.000	0-0	.000	0	0	0	0	0	0	2
at Bryant	1	0-0	.000	0-0	.000	0-0	.000	0	0	0	0	0	0	0
vs. SFNY	4	0-0	.000	0-0	.000	0-0	.000	0	1	1	0	0	0	0
vs. LIU	6	0-0	.000	0-0	.000	1-2	.500	1	2	0	0	0	0	1
at MSM		DNP												
at Wagner	15	0-3	.000	0-0	.000	0-0	.000	0	3	<b>3</b>	0	0	<b>1</b>	0
vs. Monmouth	7	0-1	.000	0-0	.000	0-0	.000	1	1	0	0	0	0	0
at Monmouth	11	1-1	<b>1.000</b>	1-1	<b>1.000</b>	0-0	.000	0	4	1	0	0	0	3
vs. SFPA	3	0-0	.000	0-0	.000	0-0	.000	0	1	0	1	0	0	0
vs. RMU	14	1-2	.500	0-1	.000	0-0	.000	2	3	2	1	0	0	2
at Quinnipiac	10	0-0	.000	0-0	.000	0-0	.000	1	0	0	1	0	0	0

## KILLIAN'S CAREER HIGHS

<b>POINTS</b>	8 @ Columbia 11/16/10	<b>FREE THROWS MADE</b>	3 HOWARD 11/16/09
<b>REBOUNDS</b>	6 @ Army 12/2/09	<b>FREE THROWS ATTEMPTED</b>	4 HOWARD 11/16/09
<b>FIELD GOALS MADE</b>	3 @ Columbia 11/16/10	<b>ASSISTS</b>	3 at Wagner 2/7/11
<b>FIELD GOALS ATTEMPTED</b>	3 @ Columbia 11/16/10	<b>BLOCKS</b>	1 NINE TIMES
<b>3 PT FG MADE</b>	2 @ Columbia 11/16/10	<b>STEALS</b>	1 13 TIMES
<b>3 PT FG ATTEMPTED</b>	5 CCSU 1/30/10	<b>MINUTES</b>	27 TWICE

## KILLIAN'S CAREER STATISTICS

Year	GP-GS	Min	Total		3-Point		FT-FTA	Pct	REB		AST	TO	BLK	STL	Pts	Avg.
			FG-FGA	Pct	FG-FGA	Pct			O-D-T	Avg.						
2009-10	29-17	542	22-65	.338	8-26	.308	9-15	.600	20-49-69	2.4	14	22	5	9	61	2.1
2008-09	24-11	195	3-10	.300	1-4	.250	1-3	.333	9-14-23	1.0	4	7	3	1	8	0.3
2007-08	6-0	19	0-3	.000	0-0	.000	0-0	.000	0-4-4	0.7	2	1	0	1	0	0.0
<b>Career</b>	<b>59-28</b>	<b>756</b>	<b>25-78</b>	<b>.212</b>	<b>9-30</b>	<b>.279</b>	<b>10-18</b>	<b>.466</b>	<b>29-67-96</b>	<b>1.4</b>	<b>20</b>	<b>30</b>	<b>8</b>	<b>11</b>	<b>69</b>	<b>1.2</b>



# TARA KELLY

SENIOR

6-3 CENTER

20

Long Valley, NJ/West Morris Central

## KELLY'S SEASON STATISTICS

SEASON HIGHS IN BOLD


Opponent	MIN	FG/A	FG%	3pt/A	3pt%	FT/A	FT%	REB	PF	A	TO	BLK	STL	PT
at Princeton	3	1-2	.500	0-0	.000	2-3	<b>.667</b>	0	2	0	0	0	0	4
at Columbia	2	0-0	.000	0-0	.000	0-0	.000	0	0	0	1	0	0	0
vs. Army		DNP												
vs. Fordham	3	0-0	.000	0-0	.000	0-0	.000	0	0	0	0	0	0	0
vs. Rider	7	0-2	.000	0-1	.000	2-4	.500	0	2	0	3	1	1	2
at Stony Brook		DNP												
at Lafayette	1	0-0	.000	0-0	.000	0-0	.000	1	0	0	0	0	0	0
at Yale	3	0-0	.000	0-0	.000	0-0	.000	0	0	0	0	0	0	0
vs. Bryant	3	0-0	.000	0-0	.000	0-0	.000	0	1	0	1	0	1	0
@ St. Peter's	4	0-0	.000	0-0	.000	0-0	.000	0	1	0	1	1	0	0
vs. CCSU	3	0-0	.000	0-0	.000	0-2	.000	0	1	0	0	0	0	0
at Howard		DNP												
vs. NJIT	5	1-2	.500	0-0	.000	0-0	.000	0	<b>5</b>	0	0	1	0	2
vs. SHU	4	0-0	.000	0-0	.000	2-4	.500	0	0	0	0	0	0	2
vs. Quinnipiac	12	2-6	.333	0-0	.000	2-4	.500	<b>6</b>	1	0	2	<b>4</b>	0	6
at SFPA	17	2-2	<b>1.000</b>	0-0	.000	0-0	.000	5	3	0	2	1	0	4
at RMU	9	1-2	.500	0-0	.000	0-0	.000	1	1	0	1	0	1	2
at CCSU	12	0-3	.000	0-0	.000	0-0	.000	3	2	0	<b>3</b>	0	<b>1</b>	0
at Bryant	1	0-0	.000	0-0	.000	0-0	.000	0	1	0	0	0	0	0
vs. SFNY	10	0-0	.000	0-0	.000	0-2	.000	2	2	0	0	0	0	0
vs. LIU	1	0-0	.000	0-0	.000	0-0	.000	0	2	0	0	0	0	0
at MSM	3	0-0	.000	0-0	.000	0-0	.000	0	2	0	1	0	0	0
at Wagner	3	0-0	.000	0-0	.000	0-0	.000	0	1	0	0	0	0	0
vs. Monmouth	1	0-0	.000	0-0	.000	0-0	.000	0	1	0	0	0	0	0
at Monmouth	13	2-8	.250	0-0	.000	0-0	.000	6	1	1	1	1	0	4
vs. SFPA	8	0-3	.000	0-0	.000	0-0	.000	1	1	1	0	1	0	0
vs. RMU	<b>19</b>	3-6	.500	0-0	.000	0-0	.000	3	2	1	2	1	0	<b>6</b>
at Quinnipiac	12	0-1	.000	0-0	.000	0-2	.000	2	2	0	1	2	1	0

## KELLY'S CAREER HIGHS

<b>POINTS</b>	6 TWICE	<b>FREE THROWS MADE</b>	2 FOUR TIMES
<b>REBOUNDS</b>	6 vs. Quinnipiac 1/10/11	<b>FREE THROWS ATTEMPTED</b>	4 TWICE
<b>FIELD GOALS MADE</b>	3 vs. Robert Morris 2/21/11	<b>ASSISTS</b>	1 TWICE
<b>FIELD GOALS ATTEMPTED</b>	6 vs. Robert Morris 2/21/11	<b>BLOCKS</b>	6 @ St. Peter's 11/30/08
<b>3 PT FG MADE</b>		<b>STEALS</b>	1 TWICE
<b>3 PT FG ATTEMPTED</b>	2 @ Monmouth 2/6/10	<b>MINUTES</b>	19 vs. Robert Morris 2/21/11

## KELLY'S CAREER STATISTICS

Year	GP-GS	Min	Total		3-Point		FT-FTA		REB		AST	TO	BLK	STL	Pts	Avg.
			FG-FGA	Pct.	FG-FGA	Pct.	Pct.	Pct.	O-D-T	Avg.						
2009-10	DNP															
2008-09	14-1	65	3-12	.250	0-0	.000	2-4	.500	1-2-3	0.2	1	3	6	0	8	0.6
2007-08	4-0	4	0-1	.000	0-0	.000	0-0	.000	0-0-0	0.0	0	0	0	0	0	0.0
<b>Career</b>	<b>18-1</b>	<b>69</b>	<b>3-13</b>	<b>.231</b>	<b>0-0</b>	<b>.000</b>	<b>2-4</b>	<b>.500</b>	<b>1-2-3</b>	<b>0.2</b>	<b>1</b>	<b>3</b>	<b>6</b>	<b>0</b>	<b>8</b>	<b>0.4</b>



# JENNA KOWAL

**R-JUNIOR**

**5-9 GUARD**

**Brick, NJ/Red Bank Catholic**

**21**

## KOWAL'S SEASON STATISTICS

SEASON HIGHS IN BOLD


Opponent	MIN	FG/A	FG%	3pt/A	3pt%	FT/A	FT%	REB	PF	A	TO	BLK	STL	PT
at Princeton		DNP												
at Columbia		DNP												
vs. Army		DNP												
vs. Fordham		DNP												
vs. Rider		DNP												
at Stony Brook		DNP												
at Lafayette		DNP												
at Yale		DNP												
vs. Bryant		DNP												
@ St. Peter's		DNP												
vs. CCSU	5	0-2	.000	0-2	.000	0-0	.000	1	1	1	1	0	0	0
at Howard	13	1-2	.500	1-2	<b>.500</b>	0-0	.000	2	1	2	2	0	0	3
vs. NJIT	12	0-2	.000	0-2	.000	0-0	.000	3	1	1	2	1	0	0
vs. SHU	13	1-2	<b>.500</b>	0-0	.000	0-0	.000	1	0	1	<b>2</b>	<b>1</b>	1	2
vs. Quinnipiac		DNP												
at SFPA	5	0-1	.000	0-0	.000	0-0	.000	0	0	0	1	0	0	0
at RMU	<b>28</b>	3-10	.300	1-4	.250	0-0	.000	2	<b>2</b>	<b>5</b>	0	0	1	<b>7</b>
at CCSU	11	1-5	.200	0-2	.000	0-0	.000	0	0	0	1	0	1	2
at Bryant	9	1-5	.200	1-4	.250	0-0	.000	3	1	1	1	0	0	3
vs. SFNY	17	1-3	.333	0-1	.000	0-0	.000	2	0	2	1	0	<b>1</b>	2
vs. LIU	1	0-3	.000	0-2	.000	0-0	.000	<b>3</b>	0	0	1	0	0	0
at MSM	5	0-0	.000	0-0	.000	0-0	.000	0	1	0	2	0	0	0
at Wagner	5	0-0	.000	0-0	.000	0-0	.000	1	0	0	1	0	0	0
vs. Monmouth		DNP												
at Monmouth		DNP												
vs. SFPA		DNP												
vs. RMU		DNP												
at Quinniac	7	0-0	.000	0-0	.000	0-0	.000	3	0	1	1	0	0	0

## KOWAL'S CAREER HIGHS

<b>POINTS</b>	15 @ SFNY 2/20/10	<b>FREE THROWS MADE</b>	5 LAFAYETTE 12/9/09
<b>REBOUNDS</b>	6 THREE TIMES	<b>FREE THROWS ATTEMPTED</b>	5 LAFAYETTE 12/9/09
<b>FIELD GOALS MADE</b>	6 @ SFNY 2/20/10	<b>ASSISTS</b>	5 THREE TIMES
<b>FIELD GOALS ATTEMPTED</b>	11 THREE TIMES	<b>BLOCKS</b>	2 @ Seton Hall 11/12/07
<b>3 PT FG MADE</b>	3 TWICE	<b>STEALS</b>	4 TWICE
<b>3 PT FG ATTEMPTED</b>	7 TWICE	<b>MINUTES</b>	39 @ Monmouth 2/6/10

## KOWAL'S CAREER STATISTICS

Year	GP-GS	Min	Total		3-Point		FT/FTA		REB		AST	TO	BLK	STL	Pts	Avg.
			FG-FGA	Pct.	FG-FGA	Pct.	Pct.	Pct.	O-D-T	Avg.						
2009-10	29-11	658	47-155	.303	29-99	.293	15-15	.833	26-52-78	2.7	31	35	2	20	138	4.8
2008-09	DNP															
2007-08	19-7	311	29-101	.287	19-59	.322	11-14	.786	5-12-17	0.9	24	36	2	17	88	4.6
<b>Career</b>	<b>48-18</b>	<b>969</b>	<b>76-256</b>	<b>.295</b>	<b>48-158</b>	<b>.322</b>	<b>26-32</b>	<b>.809</b>	<b>31-64-95</b>	<b>1.8</b>	<b>55</b>	<b>71</b>	<b>4</b>	<b>37</b>	<b>226</b>	<b>4.7</b>



# ESTHER WALLACE

**JUNIOR**

**15**

**6-2 CENTER**

**Springfield, MA/Springfield Central**

## WALLACE'S SEASON STATISTICS

SEASON HIGHS IN BOLD


Opponent	MIN	FG/A	FG%	3pt/A	3pt%	FT/A	FT%	REB	PF	A	TO	BLK	STL	PT
at Princeton	20	6-10	.600	0-0	.000	1-2	.500	5	2	0	2	2	0	<b>13</b>
at Columbia	18	0-1	.000	0-0	.000	1-2	.500	4	5	0	<b>4</b>	0	0	1
vs. Army	25	1-3	.333	0-0	.000	0-0	.000	7	4	1	1	1	0	2
vs. Fordham	23	0-3	.000	0-0	.000	0-0	.000	5	2	0	2	1	0	0
vs. Rider	19	0-0	.000	0-0	.000	2-2	1.000	4	3	0	2	4	<b>2</b>	2
at Stony Brook	24	1-4	.250	0-0	.000	1-3	.333	10	4	1	2	6	0	3
at Lafayette	26	1-6	.167	0-0	.000	0-0	.000	8	0	0	2	5	1	2
at Yale	21	3-5	.600	0-0	.000	2-2	1.000	6	4	1	1	2	0	8
vs. Bryant	28	1-4	.250	0-0	.000	0-0	.000	6	1	0	3	<b>7</b>	0	2
@ St. Peter's	26	0-2	.000	0-0	.000	0-0	.000	7	5	1	1	4	1	0
vs. CCSU	24	1-4	.250	1-1	1.000	2-2	1.000	7	2	2	3	0	0	5
at Howard	24	2-4	.500	0-0	.000	0-0	.000	10	5	0	3	1	0	4
vs. NJIT	22	3-4	<b>.750</b>	1-1	<b>1.000</b>	2-2	1.000	10	3	1	3	4	0	9
vs. SHU	21	2-6	.333	0-0	.000	0-0	.000	5	3	0	1	2	1	4
vs. Quinnipiac	28	3-10	.300	0-0	.000	1-2	.500	4	1	0	2	2	1	7
at SFPA	31	2-3	.667	0-0	.000	2-3	.667	10	4	1	2	3	0	6
at RMU	26	3-9	.333	0-1	.000	0-0	.000	8	3	1	1	1	1	6
at CCSU	21	3-9	.000	0-0	.000	0-0	.000	5	4	0	0	0	0	6
at Bryant	26	0-1	.000	0-0	.000	4-6	.667	2	5	1	3	4	0	4
vs. SFNY	25	3-6	.500	0-0	.000	2-2	<b>1.000</b>	<b>13</b>	0	1	2	6	0	8
vs. LIU	29	2-8	.250	0-1	.000	0-2	.000	8	4	1	1	3	0	4
at MSM	26	2-6	.333	0-1	.000	3-4	.750	8	5	<b>3</b>	1	1	2	7
at Wagner	18	2-3	.667	0-0	.000	3-4	.750	3	<b>5</b>	1	2	4	1	7
vs. Monmouth	<b>32</b>	4-10	.400	1-2	.500	1-4	.250	10	2	0	2	2	0	10
at Monmouth	21	4-9	.444	0-1	.000	0-0	.000	5	1	0	4	1	0	8
vs. SFPA	29	1-6	.166	0-0	.000	1-3	.333	9	2	1	1	4	0	3
vs. RMU	15	2-5	.400	0-1	.000	0-0	.000	3	2	0	1	3	1	4
at Quinnipiac	22	2-9	.222	0-1	.000	4-8	.500	4	4	1	3	1	1	8

## WALLACE'S CAREER HIGHS

<b>POINTS</b>	13 @ Princeton 11/13/10	<b>FREE THROWS MADE</b>	4 @ Monmouth 2/6/10
<b>REBOUNDS</b>	13 vs. St. Francis NY 1/29/11	<b>FREE THROWS ATTEMPTED</b>	6 @ Monmouth 2/6/10
<b>FIELD GOALS MADE</b>	6 @ Princeton 11/13/10	<b>ASSISTS</b>	5 THREE TIMES
<b>FIELD GOALS ATTEMPTED</b>	10 THREE TIMES	<b>BLOCKS</b>	7 BRYANT 12/9/10
<b>3 PT FG MADE</b>	1 TWICE	<b>STEALS</b>	2 SIX TIMES
<b>3 PT FG ATTEMPTED</b>	2 @ Monmouth 2/6/10	<b>MINUTES</b>	32 MONMOUTH 2/12/11

## WALLACE'S CAREER STATISTICS

Year	GP-GS	Min	Total		3-Point		FT-FTA		REB		AST	TO	BLK	STL	Pts	Avg.
			FG-FGA	Pct.	FG-FGA	Pct.	O-D-T	Avg.								
2009-10	28-8	411	21-58	.362	0-4	.000	8-17	.471	36-59-95	3.4	8	32	38	9	50	1.8
2008-09	28-10	329	9-29	.310	0-0	.000	1-8	.125	23-41-64	2.3	2	26	22	11	19	0.7
<b>CAREER</b>	<b>56-18</b>	<b>740</b>	<b>30-87</b>	<b>.336</b>	<b>0-4</b>	<b>.000</b>	<b>9-25</b>	<b>.298</b>	<b>59-100-159</b>	<b>2.8</b>	<b>10</b>	<b>58</b>	<b>60</b>	<b>20</b>	<b>69</b>	<b>1.25</b>



# AMY LONGO

**JUNIOR**

**5-11 FORWARD**

**Pittsburgh, PA/North Catholic**

**14**

## LONGO'S SEASON STATISTICS

SEASON HIGHS IN BOLD


Opponent	MIN	FG/A	FG%	3pt/A	3pt%	FT/A	FT%	REB	PF	A	TO	BLK	STL	PT
at Princeton	15	0-1	.000	0-0	.000	0-0	.000	3	1	<b>2</b>	2	0	0	0
at Columbia	9	0-0	.000	0-0	.000	1-2	.500	3	0	0	0	<b>1</b>	0	1
vs. Army	10	0-1	.000	0-1	.000	0-0	.000	2	0	0	1	0	1	0
vs. Fordham	8	0-0	.000	0-0	.000	0-2	.000	3	0	0	1	0	0	0
vs. Rider	15	1-2	.500	1-2	.500	1-2	.500	4	1	1	1	0	0	4
at Stony Brook	8	0-0	.000	0-0	.000	0-0	.000	1	1	0	0	0	0	0
at Lafayette	9	0-2	.000	0-1	.000	0-0	.000	1	3	0	0	0	0	0
at Yale	12	1-2	.500	1-2	.500	0-0	.000	3	0	0	0	0	0	3
vs. Bryant	24	2-3	.667	1-1	.000	4-7	<b>.571</b>	3	1	1	1	0	0	<b>9</b>
@ St. Peter's	11	0-1	.000	0-1	.000	0-0	.000	2	1	0	1	0	0	0
vs. CCSU	11	0-2	.000	0-1	.000	0-0	.000	1	1	0	0	0	0	0
at Howard	10	1-2	.500	1-1	1.000	0-0	.000	0	0	0	0	0	0	3
vs. NJIT	16	0-2	.000	0-1	.000	0-0	.000	0	1	0	1	0	1	0
vs. SHU	15	1-1	<b>1.000</b>	1-1	<b>1.000</b>	2-4	.500	3	1	0	3	0	0	5
vs. Quinnipiac	13	0-1	.000	0-0	.000	0-0	.000	3	1	1	0	0	1	0
at SFPA	10	0-1	.000	0-1	.000	0-0	.000	3	1	0	0	0	0	0
at RMU	<b>26</b>	0-4	.000	0-3	.000	0-0	.000	5	<b>3</b>	0	<b>4</b>	0	0	0
at CCSU	19	1-3	.333	0-1	.000	0-0	.000	4	1	0	1	0	0	2
at Bryant	12	0-3	.000	0-1	.000	0-0	.000	<b>6</b>	0	0	0	0	<b>1</b>	0
vs. SFNY	9	2-4	.500	1-2	.500	0-2	.000	0	0	0	0	0	0	5
vs. LIU	4	0-1	.000	0-0	.000	0-0	.000	1	0	0	0	0	0	0
at MSM	12	0-3	.000	0-2	.000	0-0	.000	1	1	0	0	0	0	0
at Wagner		DNP												
vs. Monmouth	16	1-2	.500	1-1	.000	0-0	.000	4	1	0	0	0	0	3
at Monmouth	14	2-5	.400	1-3	.333	0-0	.000	2	0	0	1	0	0	5
vs. SFPA		DNP												
vs. RMU		DNP												
at Quinnipiac		DNP												

## LONGO'S CAREER HIGHS

<b>POINTS</b>	9 BRYANT 12/9/10	<b>FREE THROWS MADE</b>	4 BRYANT 12/9/10
<b>REBOUNDS</b>	6 @ Rider 11/22/09	<b>FREE THROWS ATTEMPTED</b>	7 BRYANT 12/9/10
<b>FIELD GOALS MADE</b>	2 THREE TIMES	<b>ASSISTS</b>	2 @ Princeton 11/13/10
<b>FIELD GOALS ATTEMPTED</b>	6 TWICE	<b>BLOCKS</b>	1 TWICE
<b>3 PT FG MADE</b>	1 TEN TIMES	<b>STEALS</b>	3 BRYANT 1/7/10
<b>3 PT FG ATTEMPTED</b>	4 LEHIGH 11/10/08	<b>MINUTES</b>	30 @ CCSU 3/7/09

## LONGO'S CAREER STATISTICS

Year	GP-GS	Min	Total		3-Point		FT-FTA		REB		AST	TO	BLK	STL	Pts	Avg.
			FG-FGA	Pct.	FG-FGA	Pct.	Pct.	Pct.	O-D-T	Avg.						
2009-10	29-3	336	16-60	.267	5-23	.217	4-11	.364	22-43-65	2.2	4	22	1	8	41	1.4
2008-09	22-1	227	8-37	.216	4-23	.174	5-6	.833	9-20-29	1.3	3	9	0	7	25	1.1
<b>CAREER</b>	<b>51-4</b>	<b>563</b>	<b>24-97</b>	<b>.241</b>	<b>9-46</b>	<b>.195</b>	<b>9-17</b>	<b>.598</b>	<b>31-63-94</b>	<b>1.75</b>	<b>7</b>	<b>31</b>	<b>1</b>	<b>15</b>	<b>66</b>	<b>1.25</b>



# ERICA McKEITHAN

**JUNIOR**

**6-2 FORWARD/CENTER**

**Newport News, VA/Heritage**

**24**

## MCKEITHAN'S SEASON STATISTICS

SEASON HIGHS IN BOLD


Opponent	MIN	FG/A	FG%	3pt/A	3pt%	FT/A	FT%	REB	PF	A	TO	BLK	STL	PT
at Princeton	6	0-1	.000	0-0	.000	2-2	<b>1.000</b>	0	4	0	0	0	0	2
at Columbia	8	0-1	.000	0-0	.000	0-0	.000	3	0	1	0	1	0	0
vs. Army		DNP												
vs. Fordham	2	0-0	.000	0-0	.000	0-0	.000	0	0	0	0	0	0	0
vs. Rider	15	1-2	.500	0-0	.000	0-0	.000	4	1	0	2	0	1	2
at Stony Brook	14	2-3	.667	0-0	.000	0-0	.000	3	0	0	1	0	0	<b>4</b>
at Lafayette	3	0-1	.000	0-0	.000	0-0	.000	1	0	0	1	0	0	0
at Yale	13	0-1	.000	0-0	.000	0-0	.000	2	0	1	2	0	1	0
vs. Bryant	10	1-2	.500	0-0	.000	0-0	.000	1	1	0	0	1	0	2
@ St. Peter's	12	1-1	1.000	0-0	.000	0-0	.000	3	1	0	0	1	0	2
vs. CCSU	19	1-5	.200	0-0	.000	0-0	.000	5	3	<b>1</b>	1	2	0	2
at Howard	<b>23</b>	0-4	.000	0-0	.000	0-0	.000	5	2	0	0	0	0	0
vs. NJIT	19	2-2	<b>1.000</b>	0-0	.000	1-2	.500	<b>7</b>	3	0	1	<b>2</b>	0	5
vs. SHU	17	0-3	.000	0-0	.000	0-0	.000	1	<b>4</b>	0	<b>2</b>	0	0	0
vs. Quinnipiac		DNP												
at SFPA	1	0-0	.000	0-0	.000	0-0	.000	0	0	0	0	0	0	0
at RMU	3	0-0	.000	0-0	.000	0-0	.000	0	1	0	0	0	0	0
at CCSU	3	0-0	.000	0-0	.000	0-0	.000	0	0	0	0	1	0	0
at Bryant	8	0-0	.000	0-0	.000	0-0	.000	1	0	0	1	0	<b>1</b>	0
vs. SFNY	12	0-2	.000	0-0	.000	0-0	.000	2	0	0	0	0	0	0
vs. LIU	5	0-0	.000	0-0	.000	0-0	.000	0	1	0	0	0	0	0
at MSM	8	1-2	.500	0-0	.000	0-0	.000	0	2	0	0	0	0	2
at Wagner	3	0-0	.000	0-0	.000	0-0	.000	0	1	0	0	0	1	0
vs. Monmouth		DNP												
at Monmouth	3	0-2	.000	0-1	.000	0-0	.000	1	0	0	1	0	1	0
vs. SFPA		DNP												
vs. RMU		DNP												
at Quinnipiac	6	0-4	.000	0-1	.000	1-2	.500	1	1	0	0	2	0	1

## MCKEITHAN'S CAREER HIGHS

<b>POINTS</b>	9 TWICE	<b>FREE THROWS MADE</b>	5 @ Quinnipiac 1/11/10
<b>REBOUNDS</b>	9 BRYANT 11/17/08	<b>FREE THROWS ATTEMPTED</b>	8 @ Quinnipiac 1/11/10
<b>FIELD GOALS MADE</b>	3 THREE TIMES	<b>ASSISTS</b>	2 QUINNIPIAC 1/3/09
<b>FIELD GOALS ATTEMPTED</b>	7 @ MONMOUTH 12/8/08	<b>BLOCKS</b>	2 THREE TIMES
<b>3 PT FG MADE</b>		<b>STEALS</b>	2 @ The Mount 1/12/09
<b>3 PT FG ATTEMPTED</b>	1 THREE TIMES	<b>MINUTES</b>	38 RIDER 11/21/08

## MCKEITHAN'S CAREER STATISTICS

Year	GP-GS	Min	Total		3-Point		FT-FTA		REB		AST	TO	BLK	STL	Pts	Avg.
			FG-FGA	Pct	FG-FGA	Pct	Pct	O-D-T	Avg.							
2009-10	26-3	229	8-27	.296	10-3	.333	8-12	.667	9-27-36	1.4	1	22	6	2	25	1.0
2008-09	19-8	392	21-67	.313	0-0	.000	20-26	.769	28-45-73	3.8	3	27	14	5	62	3.3
<b>CAREER</b>	<b>45-11</b>	<b>621</b>	<b>29-94</b>	<b>.204</b>	<b>10-3</b>	<b>.333</b>	<b>28-38</b>	<b>.718</b>	<b>37-72-109</b>	<b>2.6</b>	<b>4</b>	<b>49</b>	<b>20</b>	<b>7</b>	<b>87</b>	<b>2.15</b>



# ALEXA JOHNSON

**JUNIOR**

**33**

**6-0 FORWARD**

**Enosburg Falls, VT/Enosburg Falls**

## JOHNSON'S SEASON STATISTICS

SEASON HIGHS IN BOLD

Opponent	MIN	FG/A	FG%	3pt/A	3pt%	FT/A	FT%	REB	PF	A	TO	BLK	STL	PT
at Princeton		DNP												
at Columbia		DNP												
vs. Army		DNP												
vs. Fordham		DNP												
vs. Rider	6	0-0	.000	0-0	.000	0-0	.000	1	1	0	1	0	0	0
at Stony Brook		DNP												
at Lafayette		DNP												
at Yale		DNP												
vs. Bryant	2	0-0	.000	0-0	.000	0-0	.000	1	0	0	0	0	0	0
@ St. Peter's		DNP												
vs. CCSU		DNP												
at Howard		DNP												
vs. NJIT	4	0-0	.000	0-0	.000	0-0	.000	0	0	0	0	0	0	0
vs. SHU	<b>7</b>	0-1	.000	0-0	.000	2-2	<b>1.000</b>	0	0	0	0	0	<b>1</b>	<b>2</b>
vs. Quinnipiac	1	0-0	.000	0-0	.000	0-0	.000	0	0	0	0	0	0	0
at SFPA	4	0-0	.000	0-0	.000	0-0	.000	0	0	0	0	0	0	0
at RMU	2	0-0	.000	0-0	.000	0-0	.000	1	0	0	0	0	0	0
at CCSU	3	0-0	.000	0-0	.000	0-0	.000	<b>1</b>	<b>1</b>	<b>1</b>	<b>1</b>	0	0	0
at Bryant		DNP												
vs. SFNY	2	0-1	.000	0-0	.000	0-0	.000	0	0	0	0	0	0	0
vs. LIU		DNP												
at MSM		DNP												
at Wagner		DNP												
vs. Monmouth	2	0-0	.000	0-0	.000	0-0	.000	0	0	0	0	0	0	0
at Monmouth	3	0-0	.000	0-0	.000	0-0	.000	0	0	0	0	0	0	0
vs. SFPA		DNP												
vs. RMU		DNP												
at Quinnipiac		DNP												

## JOHNSON'S CAREER HIGHS

<b>POINTS</b>	4 @ St. Peter's 11/30/08	<b>FREE THROWS MADE</b>	
<b>REBOUNDS</b>	5 @ St. Peter's 11/30/08	<b>FREE THROWS ATTEMPTED</b>	1 @ St. Peter's 11/30/08
<b>FIELD GOALS MADE</b>	2 @ St. Peter's 11/30/08	<b>ASSISTS</b>	1 TWICE
<b>FIELD GOALS ATTEMPTED</b>	4 @ St. Peter's 11/30/08	<b>BLOCKS</b>	1 @ St. Peter's 11/30/08
<b>3 PT FG MADE</b>		<b>STEALS</b>	1 THREE TIMES
<b>3 PT FG ATTEMPTED</b>		<b>MINUTES</b>	18 @ St. Peter's 11/30/08

## JOHNSON'S CAREER STATISTICS

Year	GP-GS	Min	Total		3-Point		FT-FTA		REB		AST	TO	BLK	STL	Pts	
			FG-FGA	Pct	FG-FGA	Pct	FT-FTA	Pct	O-D-T	Avg					Pts	Avg
2009-10	3-1	2	0-1	.000	0-0	.000	0-0	.000	0-0-0	0.0	0	0	0	0	0	0.0
2008-09	17-0	116	6-17	.353	0-0	.000	0-1	.000	10-11-21	1.2	3	6	1	3	12	0.7
<b>CAREER</b>	<b>20-1</b>	<b>118</b>	<b>6-18</b>	<b>.176</b>	<b>0-0</b>	<b>.000</b>	<b>0-1</b>	<b>.000</b>	<b>10-11-21</b>	<b>0.6</b>	<b>3</b>	<b>6</b>	<b>1</b>	<b>3</b>	<b>12</b>	<b>0.42</b>



# ALANNAH DRISCOLL-SPAR

**SOPHOMORE**

**32**

**6-0 GUARD/FORWARD**

**Northampton, MA/Northampton**

## DRISCOLL-SPAR'S SEASON STATISTICS

SEASON HIGHS IN BOLD


Opponent	MIN	FG/A	FG%	3pt/A	3pt%	FT/A	FT%	REB	PF	A	TO	BLK	STL	PT
at Princeton	26	1-7	.143	1-3	.333	1-2	.500	5	2	1	3	0	0	4
at Columbia		DNP												
vs. Army	26	2-7	.286	2-5	.400	0-0	.000	1	2	0	2	1	1	6
vs. Fordham	15	1-4	.250	1-3	.333	0-0	.000	3	3	0	0	0	0	3
vs. Rider	12	1-4	.250	1-1	<b>1.000</b>	2-2	1.000	1	<b>3</b>	0	1	0	1	5
at Stony Brook	13	1-4	.250	0-0	.000	0-0	.000	1	2	0	1	0	1	2
at Lafayette	3	0-0	.000	0-0	.000	0-0	.000	0	0	0	0	0	1	0
at Yale	20	5-10	<b>.500</b>	1-3	.333	0-0	.000	6	1	0	2	0	1	11
vs. Bryant	23	3-9	.333	3-8	.375	2-2	1.000	3	1	0	0	0	1	<b>11</b>
@ St. Peter's	22	3-7	.429	2-5	.400	2-2	<b>1.000</b>	3	1	2	1	0	<b>3</b>	10
vs. CCSU	<b>29</b>	1-7	.143	0-4	.000	0-0	.000	<b>6</b>	1	0	0	0	0	2
at Howard	14	0-2	.000	0-2	.000	0-0	.000	2	1	0	<b>3</b>	0	1	0
vs. NJIT	14	0-4	.000	0-2	.000	0-0	.000	1	1	<b>2</b>	2	0	0	0
vs. SHU	13	0-3	.000	0-2	.000	0-0	.000	2	2	1	2	0	0	0
vs. Quinnipiac		DNP												
at SFPA	8	0-0	.000	0-0	.000	0-0	.000	1	2	0	0	0	0	0
at RMU	12	2-6	.333	0-3	.000	0-0	.000	4	0	0	1	0	0	4
at CCSU	21	1-4	.250	1-3	.333	0-0	.000	2	1	0	1	<b>1</b>	1	3
at Bryant		DNP												
vs. SFNY	3	0-0	.000	0-0	.000	0-0	.000	0	1	0	0	0	1	0
vs. LIU	6	0-2	.000	0-1	.000	0-0	.000	1	1	0	0	0	0	0
at MSM		DNP												
at Wagner	6	0-1	.000	0-0	.000	0-0	.000	2	1	0	0	0	0	0
vs. Monmouth		DNP												
at Monmouth		DNP												
vs. SFPA		DNP												
vs. RMU		DNP												
at Quinnipiac		DNP												

## DRISCOLL-SPAR'S CAREER HIGHS

<b>POINTS</b>	12 WAGNER 2/11/10	<b>FREE THROWS MADE</b>	4 @ Bryant 1/28/10
<b>REBOUNDS</b>	10 WAGNER 2/11/10	<b>FREE THROWS ATTEMPTED</b>	4 @ Bryant 1/28/10
<b>FIELD GOALS MADE</b>	5 SIX TIMES	<b>ASSISTS</b>	2 THIRTEEN TIMES
<b>FIELD GOALS ATTEMPTED</b>	12 @ Syracuse 11/13/09	<b>BLOCKS</b>	2 TWICE
<b>3 PT FG MADE</b>	3 FOUR TIMES	<b>STEALS</b>	4 BRYANT 1/7/10
<b>3 PT FG ATTEMPTED</b>	8 BRYANT 12/9/10	<b>MINUTES</b>	34 TWICE

## DRISCOLL-SPAR'S CAREER STATISTICS

Year	GP-GS	Min	Total		3-Point		FT-FTA		REB		AST	TO	BLK	STL	Pts	Avg.
			FG-FGA	Pct.	FG-FGA	Pct.	O-D-T	Avg.								
2009-10	29-18	650	46-131	.351	15-56	.268	13-21	.619	40-66-106	3.7	15	48	12	22	120	4.1



# DANIELLE PANKEY

R-FRESHMAN

5-11 FORWARD

Middletown, NJ/Middletown

30

## PANKEY'S SEASON STATISTICS

SEASON HIGHS IN BOLD

Opponent	MIN	FG/A	FG%	3pt/A	3pt%	FT/A	FT%	REB	PF	A	TO	BLK	STL	PT
at Princeton	28	1-5	.200	0-1	.000	1-2	.500	2	2	0	4	1	0	3
at Columbia	31	4-6	.667	2-2	1.000	1-2	.500	3	3	1	5	0	1	11
vs. Army	30	3-10	.300	1-2	.500	4-4	1.000	6	2	<b>4</b>	2	0	2	11
vs. Fordham	33	7-10	.700	1-1	1.000	5-6	.833	4	0	2	1	0	1	<b>20</b>
vs. Rider	29	2-5	.400	0-2	.000	2-2	1.000	3	3	0	3	0	1	6
at Stony Brook	31	2-6	.333	0-1	.000	3-5	.600	5	1	1	4	0	1	7
at Lafayette	31	1-8	.125	0-2	.000	2-4	.750	1	4	1	2	1	1	5
at Yale	28	1-6	.167	0-1	.000	2-2	1.000	5	2	0	3	0	<b>3</b>	4
vs. Bryant	20	0-5	.000	0-0	.000	2-4	.500	4	2	0	2	1	1	2
@ St. Peter's	30	3-7	.429	2-2	1.000	10-11	.909	4	3	1	4	0	1	18
vs. CCSU	29	2-7	.286	0-0	.000	3-4	.750	4	1	0	1	0	0	7
at Howard	28	2-12	.167	0-3	.000	2-2	1.000	4	2	0	3	0	0	6
vs. NJIT	24	1-5	.200	0-1	.000	4-4	1.000	4	1	1	4	0	0	6
vs. SHU	26	2-7	.143	0-3	.000	3-4	.750	3	2	1	3	0	1	5
vs. Quinnipiac	31	4-11	.364	0-0	.000	5-9	.556	<b>7</b>	3	0	2	0	2	13
at SFPA	<b>41</b>	3-7	.429	1-2	.500	0-0	.000	6	4	0	4	0	0	7
at RMU	33	4-10	.400	2-3	.667	2-2	1.000	5	1	1	3	0	1	12
at CCSU	27	1-11	.091	1-5	.200	0-0	.000	4	0	1	2	0	2	3
at Bryant	27	0-4	.000	0-1	.000	3-4	.750	4	4	0	3	<b>1</b>	1	3
vs. SFNY	29	4-4	<b>1.000</b>	101	1.000	7-7	1.000	4	3	0	3	0	0	16
vs. LIU	36	3-6	.500	0-1	.000	4-4	1.000	4	3	2	<b>6</b>	0	2	10
at MSM	35	5-12	.416	2-5	.400	2-2	1.000	2	2	2	2	0	0	14
at Wagner	36	2-9	.222	0-3	.000	6-8	.750	<b>7</b>	3	0	1	0	1	10
vs. Monmouth	30	2-7	.286	0-1	.000	6-9	.667	6	4	0	0	0	1	10
at Monmouth	26	3-6	.500	0-1	.000	3-3	1.000	7	2	0	3	0	0	10
vs. SFPA	28	5-13	.384	0-1	.000	0-1	.000	7	<b>4</b>	1	3	0	1	10
vs. RMU	31	4-7	.571	1-1	<b>1.000</b>	2-3	.667	5	1	2	1	0	0	11
at Quinnipiac	24	3-8	.375	0-1	.000	6-6	<b>1.000</b>	3	0	2	2	0	2	12



# DESIREE CRAWFORD

FRESHMAN

11

5-11 FORWARD

Aurora, Ontario/Cardinal Carter Catholic

## CRAWFORD'S SEASON STATISTICS

SEASON HIGHS IN BOLD

Opponent	MIN	FG/A	FG%	3pt/A	3pt%	FT/A	FT%	REB	PF	A	TO	BLK	STL	PT
at Princeton	14	0-3	.000	0-0	.000	0-1	.000	2	1	0	1	1	0	0
at Columbia	<b>27</b>	1-1	<b>1.000</b>	0-0	.000	0-0	.000	10	3	0	<b>5</b>	2	2	2
vs. Army	14	0-2	.000	0-1	.000	0-0	.000	2	1	0	0	1	0	0
vs. Fordham	22	0-2	.000	0-0	.000	1-2	.500	6	1	0	0	0	2	1
vs. Rider		DNP												
at Stony Brook	4	0-0	.000	0-0	.000	0-0	.000	0	2	0	0	0	0	0
at Lafayette	11	0-2	.000	0-0	.000	0-0	.000	2	1	0	1	0	0	0
at Yale	6	0-1	.000	0-0	.000	0-0	.000	0	1	0	0	0	1	0
vs. Bryant	9	0-0	.000	0-0	.000	0-0	.000	3	1	0	0	1	1	0
@ St. Peter's	11	0-1	.000	0-0	.000	0-0	.000	3	2	0	0	1	0	0
vs. CCSU	8	1-3	.333	0-0	.000	2-2	1.000	0	0	0	0	0	2	4
at Howard	9	1-3	.333	0-0	.000	2-2	1.000	1	2	0	0	0	1	4
vs. NJIT	10	1-6	.167	0-0	.000	0-0	.000	3	1	0	1	0	0	2
vs. SHU	17	1-3	.333	0-0	.000	0-2	.000	5	0	0	1	0	1	2
vs. Quinnipiac	26	1-5	.200	0-0	.000	0-0	.000	5	3	<b>1</b>	1	2	<b>2</b>	2
at SFPA	17	1-2	.500	0-1	.000	1-2	.500	1	<b>5</b>	0	2	2	0	3
at RMU		DNP												
at CCSU		DNP												
at Bryant	16	0-1	.000	0-0	.000	0-0	.000	4	2	0	0	0	1	0
vs. SFNY		DNP												
vs. LIU	9	0-2	.000	0-0	.000	0-0	.000	1	1	0	0	2	0	0
at MSM		DNP												
at Wagner	10	0-0	.000	0-0	.000	0-0	.000	3	1	0	0	0	0	0
vs. Monmouth	10	0-1	.000	0-0	.000	1-2	.500	1	1	0	1	1	1	1
at Monmouth	13	1-3	.333	0-0	.000	0-0	.000	3	2	0	0	<b>3</b>	0	2
vs. SFPA	9	0-0	.000	0-0	.000	2-2	<b>1.000</b>	2	1	0	0	0	1	2
vs. RMU	17	2-4	.500	0-0	.000	0-1	.000	4	1	0	0	0	0	4
at Quinnipiac	15	3-5	.600	0-0	.000	0-0	.000	2	2	0	0	0	0	<b>6</b>

**Official Basketball Box Score**  
**Fairleigh Dickinson vs Princeton**  
**11/13/10 4:00 at Jadwin Gym - Princeton, N.J.**

Fairleigh Dickinson 0-1		TOT	3-PT	REBOUNDS										
##	Player Name	FG-FGA	FG-FGA	FT-FTA	OF	DE	TOT	PF	TP	A	TO	BLK	S	MIN
32	DRISCOLL-SBAR, A....	f 1-7	1-3	1-2	3	2	5	2	4	1	3	0	0	26
05	SAUNDERS, Jasmyra...	c 1-7	0-2	3-4	0	6	6	4	5	0	3	0	4	25
15	WALLACE, Esther....	c 6-10	0-0	1-2	2	3	5	2	13	0	2	2	0	20
12	LAURY, Mariyah.....	g 3-8	0-0	0-1	0	1	1	1	6	1	3	0	1	31
30	PANKEY, Danielle....	g 1-5	0-1	1-2	0	2	2	2	3	0	4	1	0	28
11	CRAWFORD, Desiree...	0-3	0-0	0-1	1	1	2	1	0	0	1	1	0	14
14	LONGO, Amy.....	0-1	0-0	0-0	2	1	3	1	0	2	2	0	0	15
20	KELLY, Tara.....	1-2	0-0	2-3	0	0	0	2	4	0	0	0	0	3
23	SYKES, Jordan.....	0-6	0-3	0-0	0	4	4	1	0	2	3	0	1	23
24	MCKEITHAN, Erica....	0-1	0-0	2-2	0	0	0	4	2	0	0	0	0	6
45	KILLIAN, Kayla.....	0-0	0-0	0-0	2	1	3	0	0	0	2	0	1	9
TEAM.....						4	4	8			1			
Totals.....		13-50	1-9	10-17	14	25	39	20	37	6	24	4	7	200

Princeton 1-0		TOT	3-PT	REBOUNDS										
##	Player Name	FG-FGA	FG-FGA	FT-FTA	OF	DE	TOT	PF	TP	A	TO	BLK	S	MIN
24	Rasheed, Niveen....	f 5-13	0-0	4-4	3	5	8	3	14	4	2	0	1	23
30	Edwards, Lauren....	f 3-7	0-2	2-2	1	2	3	0	8	3	2	1	0	21
44	Allgood, Devona....	c 8-11	0-0	4-5	3	4	7	2	20	1	1	3	3	24
03	Polansky, Lauren....	g 0-4	0-2	2-2	3	5	8	1	2	3	3	0	4	24
23	Micir, Addie.....	g 4-6	4-6	0-0	0	1	1	0	12	3	0	1	2	30
05	Rodgers, Alex.....	2-4	1-3	2-2	0	2	2	0	7	1	1	0	1	6
10	Hung, Nicole.....	1-3	0-1	0-0	3	0	3	1	2	0	0	0	0	8
11	Hill, Krystal.....	1-5	0-1	0-0	1	2	3	1	2	0	0	0	0	19
13	Binkley, Beth.....	1-2	0-0	0-0	0	0	0	2	2	0	0	0	0	5
20	Miller, Kate.....	2-4	0-0	1-2	0	0	0	1	5	1	0	0	0	13
22	Johnson, Laura....	1-6	0-3	0-0	0	2	2	1	2	1	2	0	0	12
32	Helmstetter, Kristen	0-1	0-0	0-0	0	2	2	1	0	0	1	0	0	3
43	Bowen, Megan.....	1-2	0-0	0-0	0	2	2	2	2	0	0	0	0	12
TEAM.....						1	2	3						
Totals.....		29-68	5-18	15-17	15	29	44	15	78	17	12	5	11	200

**Official Basketball Box Score**  
**ARMY vs Fairleigh Dickinson**  
**11/20/10 4:00 pm at Rothman Center - Hackensack, NJ**

ARMY 1-2		TOT-FG	3-PT	REBOUNDS										
##	Player Name	FG-FGA	FG-FGA	FT-FTA	OF	DE	TOT	PF	TP	A	TO	BLK	S	MIN
04	Goodall, Kait.....	f 0-5	0-1	0-0	2	0	2	1	0	1	0	0	0	14
32	Anthony, Erin.....	f 5-10	0-0	1-2	9	8	17	0	11	0	2	2	0	40
03	Hawkins, Nalini....	g 4-8	0-1	0-1	2	5	7	0	8	3	4	0	2	35
10	Coiffard, Jessie....	g 1-6	0-2	1-1	0	2	2	3	3	1	0	0	0	14
40	Baranek, Laura....	g 2-2	0-0	1-2	1	0	1	1	5	1	1	0	0	8
01	Doucette, Meagan...	1-3	0-2	4-5	2	3	5	3	6	2	3	0	0	28
02	Benedict, Liz.....	0-2	0-0	2-2	0	0	0	0	2	0	0	0	0	8
13	Yardley, Molly.....	1-5	1-3	0-0	0	0	0	0	3	0	1	0	0	17
14	Jankowski, Erin....	0-1	0-1	0-0	0	0	0	1	0	0	2	0	1	7
21	Martin, Kimberlyn...	0-1	0-0	0-0	0	0	0	0	0	0	1	0	0	5
25	Simmers, Anna.....	2-5	1-2	0-0	0	2	2	2	5	1	3	0	1	15
44	Waggoner, Jessica...	0-1	0-0	0-0	0	1	1	0	0	0	0	0	0	4
52	Burdick, Laura.....	0-1	0-0	0-2	0	0	0	1	0	0	1	0	0	5
TEAM.....						4	4	8			1			
Totals.....		16-50	2-12	9-15	16	25	41	12	43	9	19	2	4	200

Fairleigh Dickinson 2-1		TOT-FG	3-PT	REBOUNDS										
##	Player Name	FG-FGA	FG-FGA	FT-FTA	OF	DE	TOT	PF	TP	A	TO	BLK	S	MIN
11	CRAWFORD, Desiree...	f 0-2	0-1	0-0	0	2	2	1	0	0	0	1	0	14
15	WALLACE, Esther....	c 1-3	0-0	0-0	5	2	7	4	2	1	1	1	0	25
05	SAUNDERS, Jasmyra...	g 2-10	1-4	0-0	0	3	3	2	5	0	2	1	0	24
12	LAURY, Mariyah.....	g 9-14	2-3	2-3	2	2	4	2	22	5	1	2	3	34
30	PANKEY, Danielle....	g 3-10	1-2	4-4	1	5	6	2	11	4	2	3	0	20
14	LONGO, Amy.....	0-1	0-1	0-0	1	1	2	0	0	0	1	0	1	10
23	SYKES, Jordan.....	2-9	0-4	0-0	1	1	2	1	4	1	1	0	3	22
32	DRISCOLL-SBAR, A....	2-7	2-5	0-0	1	0	1	2	6	0	2	1	1	26
45	KILLIAN, Kayla.....	1-4	0-0	0-0	2	0	2	3	2	0	1	0	0	15
TEAM.....						1	5	6			1			
Totals.....		20-60	6-20	6-7	14	21	35	17	52	11	12	6	10	200

**Official Basketball Box Score**  
**Fairleigh Dickinson vs Columbia**  
**11/16/10 7:00 p.m. at New York, N.Y. (Levien Gymnasium)**

Fairleigh Dickinson 1		TOT-FG	3-PT	REBOUNDS										
##	Player Name	FG-FGA	FG-FGA	FT-FTA	OF	DE	TOT	PF	TP	A	TO	BLK	S	MIN
11	CRAWFORD, Desiree...	f 1-1	0-0	0-0	0	10	10	3	2	0	5	2	2	27
15	WALLACE, Esther....	f 0-1	0-0	1-2	0	4	4	5	1	0	4	0	0	18
05	SAUNDERS, Jasmyra...	g 2-6	0-0	2-3	0	5	5	3	6	3	6	0	0	23
12	LAURY, Mariyah.....	g 9-17	1-1	8-9	1	4	5	4	27	1	5	1	2	36
30	PANKEY, Danielle....	g 4-6	2-2	1-2	0	3	3	3	11	1	5	0	1	31
14	LONGO, Amy.....	0-0	0-0	1-2	0	3	3	0	1	0	0	1	0	9
20	KELLY, Tara.....	0-0	0-0	0-0	0	0	0	0	0	0	0	0	0	2
23	SYKES, Jordan.....	1-2	1-1	2-3	0	3	3	1	5	1	2	0	1	21
24	MCKEITHAN, Erica....	0-1	0-0	0-0	2	1	3	0	0	1	0	1	0	8
45	KILLIAN, Kayla.....	3-3	2-2	0-0	0	0	0	2	8	1	1	0	0	25
TEAM.....						1	4	5			1			
Totals.....		20-37	6-6	15-21	4	37	41	21	61	8	30	5	6	200

Columbia		TOT-FG	3-PT	REBOUNDS										
##	Player Name	FG-FGA	FG-FGA	FT-FTA	OF	DE	TOT	PF	TP	A	TO	BLK	S	MIN
20	Simpson, Tyler.....	f 1-7	0-0	1-2	5	2	7	1	3	0	0	0	4	23
34	Dwyer, Lauren.....	f 3-13	1-2	4-4	3	5	8	0	11	1	1	0	0	30
04	Ball, Taylor.....	g 1-4	0-1	0-2	0	2	2	4	2	0	3	0	0	15
10	Barry, Kathleen....	g 7-13	3-7	1-2	3	3	6	4	18	0	1	1	3	29
22	Shafer, Melissa....	g 0-9	0-5	0-0	2	1	3	3	0	5	1	0	1	20
01	Ward, Taylor.....	0-6	0-3	0-0	0	2	2	2	0	1	2	0	1	22
11	Fuller, Jazmin....	0-0	0-0	0-0	0	1	1	1	0	0	0	0	0	2
12	Lee, Diana.....	0-1	0-0	0-0	0	0	0	0	0	0	2	0	0	3
23	Jordan, Sabaah....	0-0	0-0	0-0	0	0	0	0	0	0	0	0	0	0
30	Orlich, Brianna....	2-7	1-6	6-6	1	1	2	4	11	1	1	0	1	25
33	Frohlich, Blaine....	0-1	0-0	0-0	0	0	0	0	0	0	0	0	0	4
41	Beato, Mary.....	1-5	0-3	1-2	1	0	1	0	3	0	2	0	1	15
51	Bradford, Courtney..	1-3	0-0	0-0	1	1	2	1	2	0	0	1	2	12
TEAM.....						2	2	4			2			
Totals.....		16-69	5-27	13-18	18	18	36	20	50	8	15	2	13	200

**Official Basketball Box Score**  
**FORDHAM vs Fairleigh Dickinson**  
**11/23/10 7:00 pm at Rothman Center - Hackensack, NJ**

FORDHAM 4-1		TOT-FG	3-PT	REBOUNDS										
##	Player Name	FG-FGA	FG-FGA	FT-FTA	OF	DE	TOT	PF	TP	A	TO	BLK	S	MIN
14	SHADBOLT, Caitlin...	f 6-10	1-2	0-2	1	2	3	0	13	1	3	0	0	32
15	STOKES, Tiffany....	f 3-8	0-0	1-2	1	2	3	3	7	3	1	0	0	26
21	STODDART, Charlotte.	g 1-8	0-4	0-0	4	3	7	1	2	0	4	2	1	36
23	BELL, Kristina.....	g 2-3	0-1	0-0	0	4	4	2	4	5	2	0	1	38
41	PETERS, Becky.....	g 6-10	2-2	7-8	2	6								

**Official Basketball Box Score**  
**RIDER vs Fairleigh Dickinson**  
**11/29/10 7:00pm at Stratis Arena - Hackensack, NJ**

Rider 0-5 ## Player Name	TOT-FG		3-PT	REBOUNDS							PF	TP	A	TO	BLK	S	MIN
	FG-FGA	FG-FGA	FT-FTA	OF	DE	TOT	PF	TP	A	TO							
14 Bopp, Caitlin..... f	5-12	0-0	8-12	11	1	12	3	18	0	4	1	4	33				
33 Homan, Sarah..... c	0-2	0-0	0-2	2	4	6	3	0	0	3	0	0	19				
04 Heller, Ali..... g	1-5	1-3	0-0	0	0	0	3	3	1	2	0	0	17				
21 Varnadore, Aisha... g	0-2	0-0	1-2	0	0	0	0	1	0	3	0	0	6				
34 Brown, Dior..... g	1-6	0-0	2-2	0	0	0	4	4	1	7	0	2	19				
03 Hall, Alicia..... g	0-4	0-1	0-0	0	2	2	0	0	0	2	0	1	16				
05 Parsons, Alyssa... g	1-2	0-1	1-1	0	0	0	0	3	0	1	0	0	6				
11 Mehmedovic, Senada..	1-5	1-4	0-0	0	0	0	3	3	3	2	0	2	13				
12 Lightbourne, Shereen	4-8	1-2	5-6	0	3	3	3	14	1	6	0	2	32				
22 Brown, Carleigh....	1-7	0-0	2-3	2	3	5	3	4	0	0	0	1	26				
24 McKenzie, MyNeshia..	0-3	0-0	0-0	1	2	3	5	0	0	3	0	1	13				
TEAM.....				3	2	5											
Totals.....	14-56	3-11	19-28	19	17	36	27	50	6	33	1	13	200				

FDU 3-2 ## Player Name	TOT-FG		3-PT	REBOUNDS							PF	TP	A	TO	BLK	S	MIN
	FG-FGA	FG-FGA	FT-FTA	OF	DE	TOT	PF	TP	A	TO							
24 MCKEITHAN, Erica.... f	1-2	0-0	0-0	2	2	4	1	2	0	2	0	1	15				
30 PANKEY, Danielle.... f	2-5	0-2	2-2	0	3	3	3	6	0	3	0	1	29				
15 WALLACE, Esther.... c	0-0	0-0	2-2	2	2	4	3	2	0	2	4	2	19				
05 SAUNDERS, Jasmyra... g	4-8	2-3	2-6	3	1	4	3	12	1	2	0	3	20				
12 LAURY, Mariyah..... g	3-8	0-2	9-9	0	2	2	2	15	2	7	0	3	26				
14 LONGO, Amy..... g	1-2	1-2	1-2	2	2	4	1	4	1	1	0	0	15				
20 KELLY, Tara..... g	0-2	0-1	2-4	0	0	0	2	2	0	3	1	1	7				
22 MAYROSE, Alyssa....	6-10	3-4	3-3	1	4	5	1	18	1	2	0	0	14				
23 SYKES, Jordan..... g	3-9	0-1	2-3	0	5	5	4	8	4	1	0	2	26				
32 DRISCOLL-SBAR, A....	1-4	1-1	2-2	1	0	1	3	5	0	1	0	1	12				
33 JOHNSON, Alexa..... g	0-0	0-0	0-0	0	1	1	1	0	0	1	0	0	6				
45 KILLIAN, Kayla.....	1-1	1-1	0-0	0	2	2	2	3	0	2	1	0	11				
TEAM.....				3	4	7											
Totals.....	22-51	8-17	25-33	14	28	42	26	77	9	28	6	14	200				

**Official Basketball Box Score**  
**Fairleigh Dickinson vs Lafayette**  
**12/04/10 1:00 pm at Easton, Pa. (Kirby Sports Center)**

FDU 2-4 ## Player Name	TOT-FG		3-PT	REBOUNDS							PF	TP	A	TO	BLK	S	MIN
	FG-FGA	FG-FGA	FT-FTA	OF	DE	TOT	PF	TP	A	TO							
24 MCKEITHAN, Erica.... f	0-1	0-0	0-0	0	1	1	0	0	0	1	0	0	3				
15 WALLACE, Esther.... c	1-6	0-0	0-0	2	6	8	0	2	0	2	5	1	26				
21 WRIGHT, LaKeisha.... f	1-7	0-1	1-3	3	3	6	1	3	1	1	0	0	22				
12 LAURY, Mariyah..... g	5-15	1-3	0-0	2	0	2	1	11	2	5	0	1	33				
30 PANKEY, Danielle.... g	1-8	0-2	3-4	0	1	1	4	5	1	2	1	1	31				
11 CRAWFORD, Desiree... g	0-2	0-0	0-0	2	0	2	1	0	0	1	0	0	11				
14 LONGO, Amy..... g	0-2	0-1	0-0	1	0	1	3	0	0	0	0	0	9				
20 KELLY, Tara..... g	0-0	0-0	0-0	0	1	1	0	0	0	0	0	0	0+				
22 MAYROSE, Alyssa....	4-12	2-7	1-2	4	4	8	5	11	0	1	0	0	25				
23 SYKES, Jordan..... g	2-8	0-3	1-2	1	3	4	5	5	2	2	0	1	24				
32 DRISCOLL-SBAR, A....	0-0	0-0	0-0	0	0	0	0	0	0	0	0	1	3				
45 KILLIAN, Kayla.....	0-1	0-1	0-0	0	2	2	3	0	0	0	0	0	13				
TEAM.....				4	2	6											
Totals.....	14-62	3-18	6-11	19	23	42	23	37	6	15	6	5	200				

Lafayette 3-5 ## Player Name	TOT-FG		3-PT	REBOUNDS							PF	TP	A	TO	BLK	S	MIN
	FG-FGA	FG-FGA	FT-FTA	OF	DE	TOT	PF	TP	A	TO							
14 Jordan, Samantha.... f	1-2	0-0	2-4	0	2	2	2	4	0	0	0	1	17				
21 Wright, LaKeisha.... f	5-13	0-0	0-1	3	4	7	2	10	4	3	1	0	28				
44 McGorry, Sarah..... f	3-9	0-0	2-3	5	6	11	2	8	0	2	0	0	30				
23 Manning, Alicia..... g	2-6	2-5	0-0	1	0	1	1	6	0	2	0	0	29				
24 Jackson, Lauren.... g	0-3	0-1	4-4	0	2	2	3	4	0	1	0	2	20				
03 Virgin, Elizabeth....	1-1	0-0	1-3	1	2	3	0	3	0	0	0	1	6				
10 Downey, Melissa....	3-5	0-1	5-7	0	6	6	2	11	1	4	0	0	27				
11 Liddle, Kristan....	0-0	0-0	0-0	0	0	0	0	0	0	0	0	0	2				
12 Springer, Ashley....	0-1	0-0	0-0	0	0	0	0	0	0	0	0	1	4				
22 Fahan, Madeline....	0-4	0-1	0-0	0	1	1	0	0	0	2	0	0	9				
25 Fiacco, Danielle....	2-6	0-0	1-2	5	6	11	1	5	3	0	6	1	28				
TEAM.....				1	3	4											
Totals.....	17-50	2-8	15-24	16	32	48	13	51	8	14	7	6	200				

**Official Basketball Box Score**  
**Fairleigh Dickinson vs Stony Brook**  
**12/2/10 7:05 p.m. at Stony Brook, N.Y. (Pritchard Gymnasium)**

FDU 3-3 ## Player Name	TOT-FG		3-PT	REBOUNDS							PF	TP	A	TO	BLK	S	MIN
	FG-FGA	FG-FGA	FT-FTA	OF	DE	TOT	PF	TP	A	TO							
05 SAUNDERS, Jasmyra... *	2-9	0-4	1-4	0	3	3	2	5	2	4	0	1	29				
12 LAURY, Mariyah..... *	4-10	0-0	5-6	0	1	1	2	13	1	5	0	2	25				
15 WALLACE, Esther.... *	1-4	0-0	1-3	5	5	10	4	3	1	2	6	0	24				
24 MCKEITHAN, Erica.... *	2-3	0-0	0-0	2	1	3	0	4	0	1	0	0	14				
30 PANKEY, Danielle.... *	2-6	0-1	3-5	0	5	5	1	7	1	4	0	1	31				
11 CRAWFORD, Desiree... *	0-0	0-0	0-0	0	0	0	1	0	0	0	0	0	4				
14 LONGO, Amy.....	0-0	0-0	0-0	0	1	1	1	0	0	0	0	0	8				
22 MAYROSE, Alyssa.... *	3-9	2-3	3-6	1	9	10	4	11	0	2	0	3	22				
23 SYKES, Jordan.....	2-5	0-0	0-1	1	4	5	3	4	1	3	0	0	22				
32 DRISCOLL-SBAR, A....	1-4	0-0	0-0	1	0	1	2	2	0	1	0	1	13				
45 KILLIAN, Kayla.....	0-0	0-0	2-2	1	1	2	3	2	0	0	1	0	8				
TEAM.....				1	1	2											
Totals.....	17-50	2-8	15-27	12	31	43	23	51	6	22	7	8	200				

Stony Brook 3-3 ## Player Name	TOT-FG		3-PT	REBOUNDS							PF	TP	A	TO	BLK	S	MIN
	FG-FGA	FG-FGA	FT-FTA	OF	DE	TOT	PF	TP	A	TO							
03 CORONA, Amanda..... *	2-12	1-8	0-0	3	0	3	3	5	2	1	0	2	20				
22 LANDERS, Sam..... *	5-10	2-6	2-3	1	2	3	3	14	4	2	0	1	35				
24 BRIDGES, Talisha.... *	4-9	0-0	1-2	2	3	5	4	9	0	0	0	0	17				
32 JETER, Kirsten..... *	3-7	0-1	1-2	4	4	8	4	7	3	2	0	4	31				
42 JACOBS, Destiny.... *	4-8	0-1	0-1	2	7	9	2	8	2	3	1	2	28				
05 GATLING, Gerda.....	1-5	0-2	8-10	3	6	9	2	10	0	2	2	0	17				
11 KLUPENGER, Dani....	2-2	1-1	0-0	0	0	0	2	5	0	0	0	0	4				
12 MURRAY, Tamiel.....	2-6	0-0	4-6	1	3	4	0	8	1	0	0	3	23				
21 BURNER, Taylor.....	0-3	0-0	0-0	0	1	1	2	0	0	2	0	0	7				
23 DAVIS, Whitney.....	1-3	0-1	0-1	1	0	1	0	2	0	1	0	0	9				
44 COCHRAN, Juanita....	0-2	0-0	0-0	1	2	3	2	0	0	2	0	0	9				
TEAM.....				2	1	3											
Totals.....	24-67	4-20	16-25	20	29	49	24	68	12	15	3	12	200				

**Official Basketball Box Score**  
**Fairleigh Dickinson vs Yale**  
**12/6/10 5 p.m. at John J. Lee Amphitheater**

FDU 4-4 ## Player Name	TOT-FG		3-PT	REBOUNDS							PF	TP	A	TO	BLK	S	MIN
	FG-FGA	FG-FGA	FT-FTA	OF	DE	TOT	PF	TP	A	TO							
24 MCKEITHAN, Erica.... f	0-1	0-0	0-0	0	2	2	0	0	1	2	0	1	13				
15 WALLACE, Esther.... c	3-5	0-0	2-2	1	5	6	4	8	1	2	0	1	21				
21 WRIGHT, LaKeisha.... f	1-7	0-5	0-0	2	0	2	4	2	0	1	0	0	18				
23 SYKES, Jordan..... g	1-3	0-1	0-0	2	3	5	1	2	4	2	0	0	19				
30 PANKEY, Danielle.... g	1-6	0-1	2-2	1	4	5	2	4	0	3	0	3	28				
05 SAUNDERS, Jasmyra... *	7-10	1-1	1-2	0	4	4	2	16	1	4	1	1	21				
11 CRAWFORD, Desiree... *	0-1	0-0	0-0	0	0	0	1	0	0	0	0	1	6				
12 LAURY, Mariyah..... *	5-12	1-1	2-6	1	0	1	3	13	1	4	0	4	28				
14 LONGO, Amy.....	1-2	1-2	0-0	1	2	3	0	3	0	0	0	0	12				
20 KELLY, Tara.....	0-0	0-0	0-0	0	0	0	0	0	0	0	0	0	3				
32 DRISCOLL-SBAR, A....	5-10	1-3	0-0	3	3	6	1	11	0	2	0	1	20				
45 KILLIAN, Kayla.....	0-0	0-0	0-0	1	2	3	1	0	0	2	0	0	11				
TEAM.....				1	1												
Totals.....	24-57	4-14	7-12	12	26	38	19	59	8	22	3	11	200				

Yale 1-6 ## Player Name	TOT-FG		3-PT	REBOUNDS							PF	TP	A	TO	BLK	S	MIN
	FG-FGA	FG-FGA	FT-FTA	OF	DE	TOT	PF	TP	A	TO							
03 Graf, Janna..... f	4-8	1-3	1-2	0	3	3	2	10	0	2	0	0	34				
41 Gobrecht, Mady..... f	3-11	1-3	6-6	6													

**Official Basketball Box Score**  
**Bryant vs Fairleigh Dickinson**  
**12/9/10 7:00 pm at Stratis Arena -- Hackensack, NJ**

Bryant 1-7		TOT-FG 3-PT			REBOUNDS										
##	Player Name	FG	FGA	FT	FTA	OF	DE	TOT	PF	TP	A	TO	BLK	S	MIN
05	BENNETT, Siamone.... *	2	14	0	0	5	7	12	4	6	0	0	1	0	24
11	WHITTINGTON, Katie.. *	1	9	0	0	0	3	3	3	2	4	4	0	2	31
15	SOPER, Meredith..... *	2	14	1	7	2	7	9	1	9	1	2	0	2	35
21	DOUGLAS, Danielle... *	7	16	0	0	2	3	5	4	19	2	4	1	5	32
23	STAHURA, Brittany... *	2	7	0	0	8	3	11	3	4	0	2	0	1	28
12	CARDAMONE, Stephanie	1	2	0	0	0	0	0	1	2	0	0	0	1	12
14	SCHISLER, Courtney..	0	0	0	0	0	0	0	2	0	0	0	0	0	10
22	ANKOMA-MENSA, Naana.	2	4	0	0	1	2	3	2	4	1	3	1	1	19
24	HUDSPETH, Lindsey...	1	3	0	1	0	0	0	2	2	0	0	0	0	6
44	FERRENTINO, Krista..	0	0	0	0	0	0	0	0	0	0	0	0	0	3
TEAM.....						4		8		1					
Totals.....		18-69		1-12		11-19		22-29		51		22		48 8 16 3 12 200	

FDU 5-4		TOT-FG 3-PT			REBOUNDS										
##	Player Name	FG	FGA	FT	FTA	OF	DE	TOT	PF	TP	A	TO	BLK	S	MIN
12	LAURY, Mariyah..... *	5	12	1	3	1	3	4	2	18	7	6	0	3	37
15	WALLACE, Esther..... *	1	4	0	0	2	4	6	1	2	0	3	7	0	28
24	MCKEITHAN, Erica.... *	1	2	0	0	0	1	1	1	2	0	0	1	0	10
30	PANKEY, Danielle.... *	0	5	0	0	2	2	4	2	2	0	2	1	1	20
32	DRISCOLL-SBAR, A.... *	3	9	3	8	2	2	0	3	1	11	0	0	0	23
05	SAUNDERS, Jasmyra...	0	7	0	5	0	0	3	3	1	0	3	3	0	18
11	CRAWFORD, Desiree...	0	0	0	0	1	2	3	1	0	0	0	1	1	9
14	LONGO, Amy.....	2	3	1	1	4	7	0	3	1	9	1	1	0	24
20	KELLY, Tara.....	0	0	0	0	0	0	0	1	0	0	1	0	1	3
22	MAYROSE, Alyssa....	3	7	2	4	6	8	0	10	3	14	2	2	0	20
33	JOHNSON, Alexa.....	0	0	0	0	1	0	1	0	0	0	0	0	0	2
45	KILLIAN, Kayla.....	0	0	0	0	1	0	1	1	0	0	0	0	0	6
TEAM.....						2		3		5					
Totals.....		15-49		7-21		21-29		10-34		44		15		58 13 20 10 8 200	

**Official Basketball Box Score**  
**Central Connecticut vs Fairleigh Dickinson**  
**12/22/10 7:00 pm at Stratis Arena -- Hackensack, NJ**

CCSU		TOT-FG 3-PT			REBOUNDS												
##	Player	FG	FGA	FT	FTA	OF	DE	TOT	PF	TP	A	TO	BLK	S	MIN		
10	DOWDY, Alexzandria.. *	1	2	0	1	0	0	0	0	4	4	4	2	3	4	18	
21	OGLESBY, Gabrielle.. *	6	12	0	1	3	7	1	1	2	4	15	1	5	1	32	
23	DAMEN, Kirsten..... *	2	3	0	0	0	0	0	0	1	4	0	0	5	0	11	
32	DUGAN, Kerrianna... *	0	9	0	2	1	2	1	4	5	2	1	2	0	0	38	
33	CROCKETT, Leanne... *	1	6	1	6	0	0	0	2	7	9	0	3	2	1	2	38
11	ARBOGAST, Lauren... *	2	4	0	0	0	0	0	1	1	0	4	0	0	1	17	
12	CHANDLER, Rachel...	0	0	0	0	0	0	0	1	1	0	0	0	0	0	3	
14	BAILEY, Brooke.....	1	1	0	0	0	0	0	0	0	0	0	0	0	0	2	
15	BABE, Jessica.....	0	3	0	1	0	0	0	0	2	2	2	0	1	3	0	12
35	UDENZE, Justina....	6	10	0	0	3	4	3	3	6	2	15	3	3	1	27	
44	DILLON, Jameilia...	0	0	0	0	0	0	0	0	0	0	0	1	0	0	2	
TM TEAM.....						1		2		3				1			
Totals.....		19-50		1-11		7-13		8-25		33		15		46 11 20 8 8 200			

FDU 7-4		TOT-FG 3-PT			REBOUNDS											
##	Player	FG	FGA	FT	FTA	OF	DE	TOT	PF	TP	A	TO	BLK	S	MIN	
12	LAURY, Mariyah..... *	9	15	1	2	5	5	4	0	4	0	24	0	7	0	23
15	WALLACE, Esther..... *	1	4	1	1	2	2	3	4	7	2	5	2	5	0	24
24	MCKEITHAN, Erica.... *	1	5	0	0	0	2	3	5	3	2	1	1	2	0	19
30	PANKEY, Danielle.... *	2	7	0	0	3	4	0	4	1	7	0	1	0	0	29
32	DRISCOLL-SBAR, A.... *	1	7	0	4	0	0	0	6	6	1	2	0	0	0	29
05	SAUNDERS, Jasmyra...	0	4	0	0	0	0	2	2	4	0	0	3	0	0	13
11	CRAWFORD, Desiree...	1	3	0	0	2	2	0	0	0	4	0	0	0	2	8
14	LONGO, Amy.....	0	2	0	1	0	0	0	1	1	0	0	0	0	0	11
20	KELLY, Tara.....	0	0	0	0	0	2	0	0	0	1	0	0	0	0	3
21	KOWAL, Jenna.....	0	2	0	2	0	0	0	1	1	1	0	1	1	0	5
22	MAYROSE, Alyssa....	3	10	0	3	1	2	1	2	0	7	3	1	1	1	26
TM TEAM.....						7		1		8						
Totals.....		18-59		2-13		13-17		17-23		40		14		51 7 19 3 5 200		

**Official Basketball Box Score**  
**Fairleigh Dickinson vs Saint Peter's College**  
**12/12/10 2:00pm at Jersey City, NJ (Yanitelli Center)**

FDU 6-4 (1-0)		TOT-FG 3-PT			REBOUNDS											
##	Player Name	FG	FGA	FT	FTA	OF	DE	TOT	PF	TP	A	TO	BLK	S	MIN	
24	MCKEITHAN, Erica.... f	1	1	0	0	0	3	3	1	2	0	0	1	0	12	
32	DRISCOLL-SBAR, A.... f	3	7	2	5	0	3	3	1	10	2	1	0	3	22	
15	WALLACE, Esther..... c	0	2	0	0	4	3	7	5	0	1	4	1	4	26	
12	LAURY, Mariyah..... g	7	14	1	2	4	5	0	1	1	19	1	3	0	29	
30	PANKEY, Danielle.... g	3	7	2	2	10	11	2	2	4	3	18	1	4	0	30
05	SAUNDERS, Jasmyra...	3	6	0	0	3	4	0	6	2	9	4	4	0	1	28
11	CRAWFORD, Desiree...	0	1	0	0	1	2	3	2	0	0	0	1	0	11	
14	LONGO, Amy.....	0	1	0	1	0	0	2	2	1	0	0	1	0	0	11
20	KELLY, Tara.....	0	0	0	0	0	0	0	0	1	0	0	1	0	4	
22	MAYROSE, Alyssa....	3	6	1	2	3	4	0	2	2	10	2	2	0	0	24
45	KILLIAN, Kayla.....	0	0	0	0	1	2	0	0	1	1	0	0	0	0	3
TEAM.....						1		3		4				1		
Totals.....		20-45		6-12		23-28		8-27		35		20		69 11 18 7 6 200		

St. Peter's 0-9		TOT-FG 3-PT			REBOUNDS												
##	Player Name	FG	FGA	FT	FTA	OF	DE	TOT	PF	TP	A	TO	BLK	S	MIN		
33	Porter, Quiana..... f	3	7	0	0	4	1	5	2	8	0	1	0	1	17		
03	May, Aziza..... g	3	10	0	4	0	0	0	5	6	3	6	7	2	0	1	37
04	Judson, Jynae..... g	5	12	0	1	0	1	3	7	10	4	10	0	3	0	1	24
10	Davis, Aminah..... g	2	8	0	1	3	5	1	1	2	2	7	2	3	0	2	18
11	Manigrasso, Teresa... g	2	8	2	3	2	2	4	3	8	2	1	0	1	35		
15	Morris, Lauren.....	2	5	1	1	1	2	0	2	2	1	6	0	0	0	18	
21	Coles, Jessica.....	1	4	0	0	0	0	0	0	0	1	2	0	0	2	1	13
24	Young, Khadijah.....	2	3	2	3	0	0	0	0	0	2	6	1	1	0	1	21
44	Riddick, Charlene...	2	6	0	0	6	7	5	1	6	1	10	0	1	0	0	17
TEAM.....						3		3						1			
Totals.....		22-63		5-13		14-21		19-19		38		19		63 12 13 2 8 200			

**Official Basketball Box Score**  
**Fairleigh Dickinson vs Howard**  
**12/30/10 7:00pm at Burr Gymnasium - Washington, DC**

FDU 8-4		TOT-FG 3-PT			REBOUNDS													
##	Player Name	FG	FGA	FT	FTA	OF	DE	TOT	PF	TP	A	TO	BLK	S	MIN			
12	LAURY, Mariyah..... *	4	11	1	4	2	2	4	1	2	3	2	11	4	3	0	3	32
15	WALLACE, Esther..... *	2	4	0	0	2	8	10	5	4	0	3	1	0	24			
24	MCKEITHAN, Erica.... *	0	4	0	0	2	3	5	2	0	0	0	0	0	0	23		
30	PANKEY, Danielle.... *	2	12	0	3	2	2	4	2	6	0	3	0	0	0	28		
32	DRISCOLL-SBAR, A.... *	0	2	0	0	0	2	2	1	0	0	3	0	0	1	14		
05	SAUNDERS, Jasmyra...	2	7	2	4	0	0	0	2	2	6	3	3	0	0	22		
11	CRAWFORD, Desiree...	1																

**Official Basketball Box Score**  
**NJIT vs Fairleigh Dickinson**  
**1/3/11 7:00 pm at Stratis Arena - Hackensack, NJ**

NJIT 2-9		TOT-FG		3-PT		REBOUNDS								
##	Player Name	FG-FGA	FG-FGA	FT-FTA	OF	DE	TOT	PF	TP	A	TO	BLK	S	MIN
05	JOHNSON, Rayven..... f	3-12	1-5	0-0	3	3	6	4	7	1	3	0	3	32
13	SERIC, Ivana..... f	4-11	0-0	2-6	5	7	12	1	10	3	3	1	1	39
20	PARKER, Kristian.... c	1-3	0-0	4-8	1	2	3	5	6	0	1	0	0	22
12	DWECK, Kimberly.... g	1-11	1-5	0-0	0	1	1	3	3	1	3	0	1	39
25	GERALD, Jessica.... g	3-14	1-9	2-3	0	3	3	3	9	0	6	0	2	38
11	SCHARTNER, Emily... c	0-4	0-3	4-4	0	2	2	0	4	2	3	0	3	22
15	ZORIC, Jelena..... c	0-0	0-0	0-0	0	0	0	0	0	0	0	0	0	1
50	NWANKWO, Uju..... c	1-3	0-2	0-0	0	1	1	0	2	0	1	1	0	7
TEAM.....						3		7		10				
Totals.....		13-58	3-24	12-21	12	26	38	16	41	7	20	2	10	200

FDU 9-4		TOT-FG		3-PT		REBOUNDS								
##	Player Name	FG-FGA	FG-FGA	FT-FTA	OF	DE	TOT	PF	TP	A	TO	BLK	S	MIN
24	MCKEITHAN, Erica... f	2-2	0-0	1-2	1	6	7	3	5	0	1	2	0	19
32	DRISCOLL-SBAR, A... f	0-4	0-2	0-0	0	1	1	1	0	2	2	0	0	14
15	WALLACE, Esther.... c	3-4	1-1	2-2	2	8	10	3	9	1	3	4	0	22
12	LAURY, Mariyah.... g	6-9	2-4	1-2	0	5	5	1	15	3	3	0	1	30
30	PANKEY, Danielle... g	1-5	0-1	4-4	1	3	4	1	6	1	4	0	0	24
05	SAUNDERS, Jasmyra... c	5-12	1-4	1-2	1	3	4	1	12	5	3	0	1	24
11	CRAWFORD, Desiree... c	1-6	0-0	0-0	3	0	3	1	2	0	1	0	0	10
14	LONGO, Amy..... c	0-2	0-1	0-0	0	0	0	1	0	0	1	0	1	6
20	KELLY, Tara..... c	1-2	0-0	0-0	0	0	0	5	2	0	0	1	0	5
21	KOWAL, Jenna..... c	0-2	0-2	0-0	0	3	3	1	0	1	2	1	0	12
22	MAYROSE, Alyssa.... c	3-8	2-3	0-0	1	3	4	2	8	3	0	0	1	20
33	JOHNSON, Alexa.... c	0-0	0-0	0-0	0	0	0	0	0	0	0	0	0	4
TEAM.....						1		1						
Totals.....		22-56	6-18	9-12	9	33	42	20	59	16	20	8	4	200

**Official Basketball Box Score**  
**SHU vs Fairleigh Dickinson**  
**1/7/11 7:00 pm at Stratis Arena - Hackensack, NJ**

SHU 9-5 (3-0 NEC)		TOT-FG		3-PT		REBOUNDS								
##	Player Name	FG-FGA	FG-FGA	FT-FTA	OF	DE	TOT	PF	TP	A	TO	BLK	S	MIN
20	TAYLOR, Callan..... f	5-12	1-4	4-6	5	5	10	2	15	4	4	0	2	27
23	RELLY, Maureen.... f	4-9	0-1	0-0	1	2	3	1	8	2	0	1	1	21
01	NORMAN, Ericka.... g	3-7	0-1	1-2	0	5	5	2	7	3	3	0	2	25
03	EVANS, Kiley..... g	0-2	0-0	2-2	2	4	6	2	2	6	2	0	2	25
04	COSGROVE, Maggie... g	3-7	3-5	0-0	0	1	1	3	9	3	3	0	1	29
12	KONISZEWSKI, Blair.. c	0-2	0-1	1-2	1	2	3	1	1	2	1	0	0	12
15	MERRIMAN, Morgan... c	4-6	0-0	2-4	0	5	5	2	10	0	1	0	1	22
21	IOVINO, Kris..... c	0-1	0-0	0-0	0	1	1	2	0	0	0	0	1	9
32	CAMPBELL, Alexis... c	3-9	0-1	1-1	1	0	1	1	7	1	2	0	1	21
42	BLAND, Enjoli..... c	1-1	0-0	0-0	0	0	0	1	2	0	2	0	0	5
45	LORENZ, Elise..... c	2-3	0-0	0-0	0	2	2	2	4	0	0	0	0	4
TEAM.....						5		1		6				
Totals.....		25-59	4-13	11-17	15	28	43	19	65	21	18	1	11	200

HOME TEAM: Fairleigh Dickinson 9-5 (2-1 NEC)		TOT-FG		3-PT		REBOUNDS								
##	Player Name	FG-FGA	FG-FGA	FT-FTA	OF	DE	TOT	PF	TP	A	TO	BLK	S	MIN
24	MCKEITHAN, Erica... f	0-3	0-0	0-0	0	1	1	4	0	0	2	0	0	17
32	DRISCOLL-SBAR, A... f	0-3	0-2	0-0	0	2	2	2	0	1	2	0	0	13
15	WALLACE, Esther.... c	2-6	0-0	0-0	1	4	5	3	4	0	1	2	1	21
12	LAURY, Mariyah.... g	3-9	1-1	1-2	1	4	5	2	8	1	5	0	4	25
30	PANKEY, Danielle... g	1-7	0-3	3-4	1	2	3	2	5	1	3	0	1	26
05	SAUNDERS, Jasmyra... c	3-10	2-4	1-2	1	2	3	4	9	0	3	0	0	23
11	CRAWFORD, Desiree... c	1-3	0-0	0-2	3	2	5	0	2	0	1	0	1	17
14	LONGO, Amy..... c	1-1	1-1	2-4	2	1	3	1	5	0	3	0	0	15
20	KELLY, Tara..... c	0-0	0-0	2-4	0	0	0	0	2	0	0	0	0	4
21	KOWAL, Jenna..... c	1-2	0-0	0-0	1	0	1	0	2	1	2	1	1	13
22	MAYROSE, Alyssa.... c	0-5	0-1	0-0	1	4	5	1	0	1	0	2	1	19
33	JOHNSON, Alexa.... c	0-1	0-0	2-2	0	0	0	0	2	0	0	0	1	7
TEAM.....						5		1		6				
Totals.....		12-50	4-12	11-20	16	23	39	19	39	5	23	5	10	200

**Official Basketball Box Score**  
**Quinnipiac vs Fairleigh Dickinson**  
**1/10/11 7:00 pm at Stratis Arena - Hackensack, NJ**

QU 6-9 (3-1 NEC)		TOT-FG		3-PT		REBOUNDS								
##	Player Name	FG-FGA	FG-FGA	FT-FTA	OF	DE	TOT	PF	TP	A	TO	BLK	S	MIN
12	PRATT, Lailah..... f	2-7	0-0	0-0	1	5	6	2	4	0	2	1	2	32
21	DUNBAR, Jacinda.... f	3-8	0-0	6-8	4	4	8	4	12	0	6	0	0	34
31	KAMINSKI, Courtney.. c	5-14	0-1	0-0	3	7	10	4	10	2	3	2	1	26
10	GOODCHILD, Kari.... g	0-9	0-5	0-0	1	2	3	1	0	3	2	0	2	27
15	BARRON, Felicia.... g	3-10	1-6	4-4	0	3	3	1	11	3	5	2	1	30
03	LEBAK, Lisa..... c	0-2	0-1	0-0	1	0	1	0	0	0	0	0	1	10
22	CANNON, Ellen..... c	1-4	1-4	0-0	1	1	2	0	3	2	0	0	0	11
24	MCQUAIN, Brittany... c	3-5	0-0	3-4	1	4	5	4	9	1	0	1	0	12
30	HILL, Brittany..... c	0-0	0-0	0-0	0	0	0	0	0	0	1	0	0	4
33	WARNER, Camryn.... c	1-2	1-1	0-0	0	0	0	1	3	0	0	0	0	5
35	SFERRA, Shelby.... c	0-0	0-0	0-0	0	1	1	0	0	0	1	0	0	4
51	MANN, Jacki..... c	0-3	0-0	0-0	1	1	2	3	0	0	1	1	0	5
TEAM.....						5		3		8				
Totals.....		18-64	3-18	13-16	18	31	49	20	52	11	21	7	7	200

FDU 10-5 (3-1 NEC)		TOT-FG		3-PT		REBOUNDS								
##	Player Name	FG-FGA	FG-FGA	FT-FTA	OF	DE	TOT	PF	TP	A	TO	BLK	S	MIN
11	CRAWFORD, Desiree... f	1-5	0-0	0-0	2	3	5	3	2	1	1	2	2	26
30	PANKEY, Danielle... f	4-11	0-0	5-9	3	4	7	3	13	0	2	0	2	31
15	WALLACE, Esther.... c	3-10	0-0	1-2	1	3	4	1	7	0	2	2	1	28
05	SAUNDERS, Jasmyra... g	2-4	1-2	1-2	0	2	2	4	6	3	4	0	1	31
12	LAURY, Mariyah.... g	6-12	1-1	4-6	0	3	3	4	17	2	4	0	5	36
14	LONGO, Amy..... c	0-1	0-0	0-0	0	3	3	1	0	1	0	0	1	13
20	KELLY, Tara..... c	2-6	0-0	2-4	4	2	6	1	6	0	2	4	0	12
22	MAYROSE, Alyssa.... c	1-13	0-4	2-3	2	5	7	0	4	0	2	0	0	22
33	JOHNSON, Alexa.... c	0-0	0-0	0-0	0	0	0	0	0	0	0	0	0	1
TEAM.....						5		3		8				
Totals.....		19-62	2-7	15-26	17	28	45	17	55	7	18	8	12	200

**Official Basketball Box Score**  
**Fairleigh Dickinson vs Saint Francis**  
**01/15/11 4:00 PM at DeGol Arena | Loretto, Pa.**

FDU 10-6 (3-2 NEC)		TOT-FG		3-PT		REBOUNDS								
##	Player Name	FG-FGA	FG-FGA	FT-FTA	OF	DE	TOT	PF	TP	A	TO	BLK	S	MIN
11	CRAWFORD, Desiree... f	1-2	0-1	1-2	0	1	1	5	3	0	2	2	0	17
15	WALLACE, Esther.... c	2-3	0-0	2-3	2	8	10	4	6	1	2	3	0	31
05	SAUNDERS, Jasmyra... g	2-8	1-3	1-2	0	6	6	4	6	2	5	0	1	24
12	LAURY, Mariyah.... g	12-19	2-3	2-2	0	5	5	1	28	4	8	0	4	40-
30	PANKEY, Danielle... g	3-7	1-2	0-0	4	2	6	4	7	0	4	0	0	41
14	LONGO, Amy..... c	0-1	0-1	0-0	1	2	3	1	0	0	0	0	0	10
20	KELLY, Tara..... c	2-2	0-0	0-0	1	4	5	3	4	0	2	1	0	17
21	KOWAL, Jenna..... c	0-1	0-0	0-0	0	0	0	0	0	0	0	0	0	5
22	MAYROSE, Alyssa.... c	4-18	2-7	6-8	3	2	5	2	16	0	0	1	0	28



**Official Basketball Box Score**  
**LIU vs Fairleigh Dickinson**  
**1/31/11 7:00 pm at Stratis Arena - Hackensack, NJ**

LIU 13-8 (5-5 NEC)		TOT-FG	3-PT	REBOUNDS										
##	Player Name	FG-FGA	FG-FGA	FT-FTA	OF	DE	TOT	PF	TP	A	TO	BLK	S	MIN
20	PALMER, Ashley..... f	5-16	0-0	3-4	8	8	16	3	13	0	4	0	2	35
01	EVANS, Kiara..... c	7-16	0-1	7-10	3	3	6	3	21	3	4	0	3	23
21	JOHNSON, Chelsi..... g	3-10	1-3	2-2	3	7	10	2	9	1	0	0	1	30
22	MOTHERSHEAD, Heidi.. g	0-4	0-2	0-0	0	2	2	1	0	3	2	1	1	22
24	WELLS, Krystal..... g	6-9	2-3	0-1	0	1	1	0	14	0	2	0	1	30
03	SPROW, Marika..... g	0-0	0-0	0-0	0	1	1	0	0	0	0	0	0	1
05	SIMMONS, Desiree'....	1-1	0-0	0-0	0	0	0	0	2	0	0	0	0	1
15	LENTINI, Nicole.....	0-0	0-0	0-0	0	0	0	0	0	0	0	0	0	0+
23	PLEDGER, She'tiarra.. g	0-2	0-0	3-8	2	4	6	1	3	2	1	0	2	21
25	ROBERTS, Cleandra... g	0-5	0-0	2-4	2	0	2	0	2	1	0	0	1	21
32	OBIANWU, Ify..... g	0-0	0-0	0-0	0	1	1	0	0	0	0	0	0	1
44	ABRAMS, MaryAnn.....	0-0	0-0	0-0	0	0	0	1	0	0	0	0	0	1
50	GUZ, Tamika..... g	0-1	0-0	0-0	1	0	1	1	0	0	0	0	0	2
51	STEVENSON, Justine.. g	2-5	0-0	0-0	1	0	1	3	4	0	0	0	0	12
TEAM.....						3	3	6						
Totals.....		24-69	3-9	17-29	23	30	53	15	68	10	13	1	11	200

FDU 11-10 (4-6 NEC)		TOT-FG	3-PT	REBOUNDS										
##	Player Name	FG-FGA	FG-FGA	FT-FTA	OF	DE	TOT	PF	TP	A	TO	BLK	S	MIN
22	MAYROSE, Alyssa..... f	4-10	1-4	0-0	0	7	7	2	9	3	2	0	0	24
30	PANKEY, Danielle.... f	3-6	0-1	4-4	1	3	4	3	10	2	6	0	2	36
15	WALLACE, Esther..... c	2-8	0-1	0-2	3	5	8	4	4	1	1	3	0	29
05	SAUNDERS, Jasmyra... g	5-9	3-6	0-2	0	0	0	2	13	0	2	0	1	22
21	KOWAL, Jenna..... g	0-3	0-2	0-0	0	3	3	0	0	1	0	0	0	14
11	CRAWFORD, Desiree... g	0-2	0-0	0-0	0	1	1	1	0	0	0	2	0	9
12	LAURY, Mariyah..... g	3-7	0-2	1-2	0	1	1	2	7	1	5	0	1	24
14	LONGO, Amy..... g	0-1	0-0	0-0	0	1	1	0	0	0	0	0	0	4
20	KELLY, Tara..... g	0-0	0-0	0-0	0	0	0	2	0	0	0	0	0	1
23	SYKES, Jordan..... g	2-3	1-1	0-0	0	5	5	2	5	3	4	0	0	20
24	MCKEITHAN, Erica.... g	0-0	0-0	0-0	0	0	0	1	0	0	0	0	0	5
32	DRISCOLL-SBAR, A.... g	0-2	0-1	0-0	1	0	1	1	0	0	0	0	0	6
45	KILLIAN, Kayla..... g	0-0	0-0	1-2	0	1	1	2	1	0	0	0	0	6
TEAM.....						1	1							
Totals.....		19-51	5-18	6-12	5	28	33	22	49	10	21	5	4	200

**Official Basketball Box Score**  
**Fairleigh Dickinson vs WAGNER**  
**02/07/11 7:00 PM at Staten Island, NY - Spiro Sports Center**

FDU 12-11, 5-7 NEC		TOT-FG	3-PT	REBOUNDS										
##	Player Name	FG-FGA	FG-FGA	FT-FTA	OF	DE	TOT	PF	TP	A	TO	BLK	S	MIN
15	WALLACE, Esther..... c	2-3	0-0	3-4	1	2	3	5	7	0	2	4	1	18
12	LAURY, Mariyah..... g	14-19	2-3	8-11	1	2	3	2	38	2	4	0	1	35
22	MAYROSE, Alyssa..... g	3-8	0-2	4-4	0	4	4	4	10	1	1	0	1	27
23	SYKES, Jordan..... g	4-6	2-2	4-4	0	4	4	3	14	3	1	0	1	26
30	PANKEY, Danielle.... g	2-9	0-3	6-8	3	4	7	3	10	0	1	0	1	36
05	SAUNDERS, Jasmyra... g	1-4	1-2	1-2	0	4	4	3	4	1	0	0	1	16
11	CRAWFORD, Desiree... g	0-0	0-0	0-0	0	2	2	1	0	0	0	0	0	10
20	KELLY, Tara..... g	0-0	0-0	0-0	0	0	0	1	0	0	0	0	0	3
21	KOWAL, Jenna..... g	0-0	0-0	0-0	0	1	1	0	0	0	1	0	0	5
24	MCKEITHAN, Erica.... g	0-0	0-0	0-0	0	0	0	1	0	0	0	0	1	3
32	DRISCOLL-SBAR, A.... g	0-1	0-0	0-0	1	1	2	1	0	0	0	0	0	6
45	KILLIAN, Kayla..... g	0-3	0-2	0-0	0	0	0	3	0	3	0	0	1	15
TEAM.....						1	2	3						
Totals.....		26-53	5-14	26-33	7	26	33	27	83	10	10	4	8	200

Wagner 10-13, 3-9 NEC		TOT-FG	3-PT	REBOUNDS										
##	Player Name	FG-FGA	FG-FGA	FT-FTA	OF	DE	TOT	PF	TP	A	TO	BLK	S	MIN
14	ARCHAMBAULT, Marie-L f	1-9	1-8	0-1	2	2	4	2	3	1	2	0	3	34
25	OLSEN, Ashley..... f	2-8	0-1	2-2	0	2	2	5	6	0	3	0	0	20
04	CLARK, Kelly..... c	5-8	0-0	9-13	10	2	12	3	19	0	1	5	0	36
11	FOURNIER, Veronick.. g	3-5	1-1	2-4	3	5	8	4	9	1	3	0	0	34
24	MAHONEY, Megan..... g	9-20	1-4	2-4	4	7	11	4	21	4	1	0	3	33
10	MCBRIDE, Stephanie.. g	2-10	1-4	4-6	0	0	0	3	9	4	4	0	0	21
15	MCDONALD, Micaela... g	0-0	0-0	0-0	1	0	1	0	0	0	0	0	0	0+
22	AMOROSA, Laura..... g	0-0	0-0	0-0	0	0	0	0	0	0	0	0	0	1
34	PATTERSON, Nyoto.... g	1-1	0-0	2-4	0	1	1	2	4	1	3	1	0	17
42	THORPE, Brittny.... g	0-0	0-0	0-0	0	0	0	2	0	0	1	0	0	4
TEAM.....						3	5	8						
Totals.....		23-61	4-18	21-34	23	24	47	25	71	11	18	6	6	200

**Official Basketball Box Score**  
**Fairleigh Dickinson vs Mount St. Mary's**  
**02/05/11 3:00 p.m. at Emmitsburg, Md./Knott Arena**

FDU 11-11 (4-7 NEC)		TOT-FG	3-PT	REBOUNDS										
##	Player Name	FG-FGA	FG-FGA	FT-FTA	OF	DE	TOT	PF	TP	A	TO	BLK	S	MIN
14	LONGO, Amy..... f	0-3	0-2	0-0	0	1	1	1	0	0	0	0	0	12
15	WALLACE, Esther..... c	2-6	0-1	3-4	3	5	8	5	7	3	1	1	2	26
21	KOWAL, Jenna..... g	0-0	0-0	0-0	0	0	0	1	0	0	2	0	0	5
22	MAYROSE, Alyssa..... g	3-7	0-3	0-0	1	2	3	3	6	2	1	0	1	29
30	PANKEY, Danielle.... g	5-12	2-5	2-2	1	1	2	2	14	2	2	0	0	35
05	SAUNDERS, Jasmyra... g	9-13	5-7	2-4	0	1	1	4	25	1	1	0	2	18
12	LAURY, Mariyah..... g	9-12	2-2	2-2	1	2	3	1	22	1	5	0	1	30
20	KELLY, Tara..... g	0-0	0-0	0-0	0	0	0	2	0	0	1	0	0	3
23	SYKES, Jordan..... g	0-2	0-1	0-0	1	8	9	4	0	5	7	0	2	34
24	MCKEITHAN, Erica.... g	1-2	0-0	0-0	0	0	0	2	2	0	0	0	0	8
TEAM.....						2	1	3						
Totals.....		29-57	9-21	9-12	9	21	30	25	76	14	20	1	8	200

MSM 5-17 (2-9 NEC)		TOT-FG	3-PT	REBOUNDS										
##	Player Name	FG-FGA	FG-FGA	FT-FTA	OF	DE	TOT	PF	TP	A	TO	BLK	S	MIN
04	WESTBROOKS, Leah... f	4-7	0-0	4-6	1	6	7	4	12	2	0	0	3	36
24	DUNN, Mary..... f	2-5	0-0	12-13	2	7	9	3	16	2	3	0	0	23
10	MANN, Selina..... g	4-6	1-1	5-9	0	1	1	1	14	6	5	0	4	38
14	CHRISTIE, Ashley... g	5-11	4-7	7-10	0	3	3	4	21	3	2	0	1	38
34	ANDRESSON, Sandra... g	3-8	1-1	2-4	1	0	1	0	9	2	2	1	2	36
20	GROSSETT, Kayla.... g	2-6	1-1	0-0	1	1	2	1	5	2	1	0	0	12
21	GUERRIERO, Kelly... g	0-1	0-1	0-0	0	0	0	0	0	0	1	0	0	2
32	KAUFMAN, Jessie.... g	2-3	0-0	0-0	0	1	1	0	4	0	0	0	0	6
33	LONGERGAN, Tara.... g	1-1	0-0	0-0	0	0	0	0	2	0	1	0	0	5
45	MATHEWS, Rachel.... g	0-0	0-0	0-0	0	0	0	0	0	0	0	0	0	4
TEAM.....						3	2	5						
Totals.....		23-48	7-11	30-42	8	21	29	13	83	17	15	1	10	200

**Official Basketball Box Score**  
**MU vs Fairleigh Dickinson**  
**2/12/11 4:30 pm at Stratis Arena - Hackensack, NJ**

Monmouth 16-8 (8-5 NEC)		TOT-FG	3-PT	REBOUNDS										
##	Player Name	FG-FGA	FG-FGA	FT-FTA	OF	DE	TOT	PF	TP	A	TO	BLK	S	MIN
23	BROADUS, Gena..... f	3-8	0-0	0-0	2	4	6	2	6	1	0	2	0	23
45	MARTIN, Abby..... f	0-0	0-0	2-4	0	3	3	2	2	0	3	1	2	23
01	WOMACK, Alysha..... g	6-20	2-6	4-6	4	1	5	1	18	1	1	1	1	30
02	ROONEY, Erin..... g	3-6	3-4	2-2	0	2	2	5	11	1	5	0	4	19

**Official Basketball Box Score**  
**Fairleigh Dickinson vs MU**  
**2/14/11 7:00 pm at West Long Branch, N.J.-The MAC**

FDU 12-13 (5-9 NEC)		TOT-FG	3-PT	REBOUNDS										
##	Player Name	FG-FGA	FG-FGA	FT-FTA	OF	DE	TOT	PF	TP	A	TO	BLK	S	MIN
12	LAURY, Mariyah..... *	1-2	0-0	0-0	1	0	1	3	2	3	1	0	0	25
15	WALLACE, Esther..... *	4-9	0-1	0-0	3	2	5	1	8	0	4	1	0	21
22	MAYROSE, Alyssa..... *	2-8	0-1	0-0	0	5	5	1	4	1	1	0	0	17
23	SYKES, Jordan..... *	2-6	1-3	0-0	1	5	6	2	5	2	6	0	0	26
30	PANKEY, Danielle..... *	3-6	0-1	4-4	4	3	7	2	10	0	3	0	0	28
05	SAUNDERS, Jasmyra....	2-10	1-5	0-0	1	3	4	3	5	1	2	0	0	26
11	CRAWFORD, Desiree....	1-3	0-0	0-0	2	1	3	2	2	0	0	3	0	16
14	LONGO, Amy.....	2-5	1-3	0-0	2	0	2	0	5	0	1	0	0	14
20	KELLY, Tara.....	2-8	0-0	0-0	2	4	6	1	4	1	1	1	0	13
24	MCKEITHAN, Erica....	0-2	0-1	0-0	1	0	1	0	0	0	1	0	1	3
45	KILLIAN, Kayla.....	1-1	1-1	0-0	0	0	0	4	3	1	0	0	0	11
	TEAM.....				1	1	2				1			
	Totals.....	20-60	4-16	4-4	18	24	42	19	48	9	21	5	1	200

MU 17-8 (9-5 NEC)		TOT-FG	3-PT	REBOUNDS										
##	Player Name	FG-FGA	FG-FGA	FT-FTA	OF	DE	TOT	PF	TP	A	TO	BLK	S	MIN
01	WOMACK, Alysha..... *	2-11	0-5	4-4	2	1	3	0	8	4	1	0	1	22
02	ROONEY, Erin..... *	5-7	2-2	3-4	1	4	5	2	15	4	0	0	4	24
22	CANADY, Alexis..... *	4-5	2-2	1-2	1	0	1	1	11	3	0	0	1	26
23	BROADUS, Gena..... *	0-2	0-0	0-0	0	1	1	0	0	2	1	1	1	13
45	MARTIN, Abby..... *	5-11	0-0	0-1	3	2	5	3	10	0	1	1	1	16
03	THIBAUT, Carly.....	0-4	0-4	0-0	2	1	3	2	0	1	0	0	0	10
05	SINGER, Gabby.....	2-3	1-2	0-0	1	1	2	0	5	0	0	0	1	23
10	PALVAST, Chevannah..	1-3	0-0	0-1	1	2	3	2	2	1	1	0	1	11
12	ALLEN, Adriana.....	3-7	0-2	1-2	2	4	6	1	7	2	3	0	1	21
13	KUDIRKA, Elizabeth..	0-1	0-0	0-0	0	2	2	0	0	0	0	0	0	7
24	WEATHERLY, Julia....	0-0	0-0	0-0	0	0	0	0	0	0	0	0	0	1
32	GADZIALA, Betsy.....	0-2	0-0	0-1	2	0	2	1	0	0	1	0	0	10
33	SHECHT, Shira.....	2-3	1-2	1-2	0	2	2	0	6	0	0	0	1	10
44	SCHANUEL, Samantha..	1-3	0-0	1-2	1	0	1	0	3	0	1	0	0	6
	TEAM.....				3	2	5				1			
	Totals.....	25-62	6-19	11-19	19	22	41	12	67	17	10	2	13	200

**Official Basketball Box Score**  
**Robert Morris vs Fairleigh Dickinson**  
**2/21/11 7:00 pm at Stratis Arena - Hackensack, NJ**

RMU 13-13 (10-6 NEC)		TOT-FG	3-PT	REBOUNDS										
##	Player Name	FG-FGA	FG-FGA	FT-FTA	OF	DE	TOT	PF	TP	A	TO	BLK	S	MIN
11	HARRISON, Destiny... f	2-5	0-2	2-2	0	1	1	2	6	2	7	0	1	17
22	SPANOU, Artemis.... f	10-22	4-9	4-6	1	10	11	3	28	2	7	2	0	40
14	DUROJAYE, Mary..... c	4-12	0-0	2-4	3	4	7	1	10	2	1	2	2	36
10	TATE, Jasmine..... g	4-9	0-0	0-0	0	5	5	5	8	4	6	0	1	29
15	SILARAJA, Kristine.. g	4-7	1-4	0-1	1	4	5	3	9	1	1	0	2	40
21	BOUNDS, Danielle....	1-3	1-1	0-0	1	0	1	0	3	0	1	0	0	5
42	HARTWELL, Kelly.....	4-5	0-0	4-6	1	2	3	3	12	0	1	0	2	29
52	GAILITE, Anna.....	0-0	0-0	0-0	1	0	1	0	0	0	1	0	0	4
	TEAM.....				6	5	11							
	Totals.....	29-63	6-16	12-19	14	31	45	17	76	11	25	4	8	200

FDU 14-13 (7-9 NEC)		TOT-FG	3-PT	REBOUNDS										
##	Player Name	FG-FGA	FG-FGA	FT-FTA	OF	DE	TOT	PF	TP	A	TO	BLK	S	MIN
45	KILLIAN, Kayla..... f	1-2	0-1	0-0	1	1	2	3	2	2	1	0	0	14
20	KELLY, Tara..... c	3-6	0-0	0-0	2	1	3	2	6	1	2	1	0	19
12	LAURY, Mariyah..... g	9-14	4-7	2-3	0	1	1	2	24	4	6	0	3	31
22	MAYROSE, Alyssa.... g	2-11	0-3	6-6	2	5	7	3	10	2	1	1	0	21
23	SYKES, Jordan..... g	2-8	0-4	2-2	0	5	5	1	6	2	1	1	6	32
05	SAUNDERS, Jasmyra... g	5-13	0-3	2-3	0	2	2	1	12	2	1	0	5	20
11	CRAWFORD, Desiree... g	2-4	0-0	0-1	1	3	4	1	4	0	0	0	0	17
15	WALLACE, Esther..... g	2-5	0-1	0-0	1	2	3	2	4	0	1	3	1	15
30	PANKEY, Danielle.... g	4-7	1-1	2-3	3	2	5	1	11	2	1	0	0	31
	TEAM.....				1	1					1			
	Totals.....	30-70	5-20	14-18	11	22	33	16	79	15	15	6	15	200

**Official Basketball Box Score**  
**Saint Francis vs Fairleigh Dickinson**  
**2/19/11 4:30 pm at Stratis Arena - Hackensack, NJ**

SFPA 16-9 (12-3 NEC)		TOT-FG	3-PT	REBOUNDS										
##	Player Name	FG-FGA	FG-FGA	FT-FTA	OF	DE	TOT	PF	TP	A	TO	BLK	S	MIN
24	FLEMING, Shené..... f	1-3	0-0	0-2	3	6	9	4	2	0	4	0	0	17
10	SMITH, Allison..... g	0-4	0-0	1-2	1	2	3	2	1	1	0	0	1	20
11	LEACH, Samantha.... g	9-19	3-3	4-4	2	9	11	1	25	0	2	0	2	38
20	LILLEY, Brittany.... g	3-14	1-6	2-2	2	2	4	3	9	1	3	0	4	35
22	DALY, Allison..... g	3-10	0-3	2-2	3	4	7	2	8	2	0	0	3	39
04	GIBBS, Nickia.....	1-2	0-0	0-1	0	0	0	2	2	0	0	0	0	5
12	THORN, Sarah.....	1-6	0-2	0-1	1	0	1	0	2	4	4	0	0	18
40	WILLIAMS, Alexandra.	3-9	1-2	2-6	5	1	6	4	9	0	3	1	3	28
	TEAM.....						2							
	Totals.....	21-67	5-16	11-20	17	26	43	18	58	8	16	1	13	200

FDU 13-13 (6-9 NEC)		TOT-FG	3-PT	REBOUNDS										
##	Player Name	FG-FGA	FG-FGA	FT-FTA	OF	DE	TOT	PF	TP	A	TO	BLK	S	MIN
15	WALLACE, Esther.... c	1-6	0-0	1-3	3	6	9	2	3	1	1	4	0	29
05	SAUNDERS, Jasmyra... g	1-6	1-3	0-0	1	3	4	4	3	2	5	0	1	30
12	LAURY, Mariyah..... g	6-12	0-2	2-2	0	3	3	2	14	2	3	0	3	35
23	SYKES, Jordan..... g	5-8	2-5	1-2	0	7	7	2	13	3	4	0	1	35
30	PANKEY, Danielle.... g	5-13	0-1	0-1	3	4	7	4	10	1	3	0	1	28
11	CRAWFORD, Desiree... g	0-0	0-0	2-2	1	1	2	1	2	0	0	0	1	9
20	KELLY, Tara.....	0-3	0-0	0-0	0	1	1	1	0	1	0	1	0	8
22	MAYROSE, Alyssa.... g	5-12	1-4	6-8	0	6	6	2	17	1	3	0	1	23
45	KILLIAN, Kayla..... g	0-0	0-0	0-0	0	0	0	1	0	0	1	0	0	3
	TEAM.....						4				3			
	Totals.....	23-60	4-15	12-18	12	34	46	19	62	11	20	5	8	200

**Official Basketball Box Score**  
**Fairleigh Dickinson vs Quinnipiac**  
**02/26/11 12:00 p.m. at TD Bank Sports Center - Hamden, Conn.**

Fairleigh Dickinson 14-14, 7-10 NEC		TOT-FG	3-PT	REBOUNDS										
##	Player Name	FG-FGA	FG-FGA	FT-FTA	OF	DE	TOT	PF	TP	A	TO	BLK	S	MIN
12	LAURY, Mariyah..... *	4-10	1-3	6-6	0	1	1	3	15	0	3	0	4	31
15	WALLACE, Esther..... *	2-9	0-1	4-8	2	2	4	4	8	1	3	1	1	22
23	SYKES, Jordan..... *	1-3	0-0	5-6	0	3	3	3	7	0	2	1	1	29
30	PANKEY, Danielle.... *	3-8	0-1	6-6	1	2	3	0	12	2	2	0	2	34
45	KILLIAN, Kayla..... *	0-0	0-0	0-0	0	1	1	0	0	0	1	0	0	10
05	SAUNDERS, Jasmyra... *	2-9	1-3	0-0	0	4	4	5	5	2	1	0	3	17
11	CRAWFORD, Desiree... *	3-5	0-0	0-0	1	1	2	2	6	0	0	0	0	15
20	KELLY, Tara.....	0-1	0-0	0-2	0	2	2	2	0	0	1	2	1	12
21	KOWAL, Jenna.....	0-0	0-0	0-0	0	3	3	0	0	1	1	0	0	7
22	MAYROSE, Alyssa....	0-5	0-4	2-2	1	1	2	1	2	0	1	0	0	17
24	MCKEITHAN, Erica....	0-4	0-1	1-2	0	1	1	1	1	0	0	2	0	6
	TEAM.....						3				3			
	Totals.....	15-54	2-13	24-32	5	24	29	21	56	6	15	6	12	200

Quinnipiac 14-14, 11-6 NEC		TOT-FG	3-PT	REBOUNDS										
##	Player Name	FG-FGA	FG-FGA	FT-FTA	OF	DE	TOT	PF	TP	A	TO	BLK	S	MIN
10	GOODCHILD, Kari.... *	6-8	3-3	2-2	4	3	7	3	17	1	5	0	0	37
15	BARRON, Felicia.... *	2-6	0-1	3-4	0	1	1	4	7	3	2	0	4	19
20	MCQUAIN, Brittany... *	5-10	0-0	3-5	3	10	13	1	13	4	1	0	0	31
21	DUNBAR, Jacinda.... *	5-8	0-0	5-6	3	6	9	3	15	4	2	0	1	26
31	KAMINSKI, Courtney.. *	2-11	0-3	2-2	1	7	8	3	6	1	3	0	0	25
01	JANN, Alyssa.....	0-2	0-2	0-0	0	0	0	0	0	0	0	0	0	2
02	PICILLO, Mia.....	1-2	0-1	0-0	0	0	0	1	2	0	0	0	0	2
03	LEBAK, Lisa.....	2-6	2-4	2-2	0	4	4	3	8	4	4	0	0	17
11	HILL, Brittany.....	0-2	0-0	0-1	0	2	2	0	0	1	2	0	1	7
12	PRATT, Lailah.....	1-2	0-1	4-4	4	2	6	1	6	2	2	0	2	20
22	CANNON, Ellen.....	0-0	0-0	1-2	1	0	1	1	1	0	0	0	0	4
35	SFERRA, Shelby.....	0-3	0-0											